

# 2015 CRAPPIE TOURNAMENT SUMMARY



FISHERIES BUREAU



MISSISSIPPI WILDLIFE, FISHERIES, AND PARKS

1505 Eastover Drive  
Jackson, MS 39211



Your purchase of fishing equipment and motor boat fuels supports Sport Fish Restoration and boating access facilities.

In 2014, Mississippi Department of Wildlife, Fisheries, and Parks (MDWFP) biologists began to archive information from crappie tournaments throughout the state of Mississippi. This data should prove to be helpful in managing one of the most popular sport fish in the state, as well as provide crappie anglers with valuable information that can be used to schedule future tournaments.

MDWFP was able to archive results from 22 crappie tournaments at 10 different lakes in 2015. Lake Washington, Eagle Lake, Sardis Lake, and Grenada Lake produced the best results, and Grenada produced significantly more crappie over 3 pounds than any other lake. The following summarizes the most notable results from the past four years.

- Eagle Lake finished as the top lake in overall quality indicator rankings followed by Grenada Lake, Lake Washington, and Arkabutla Lake (Table 2). It should be noted that there were significantly more tournaments at Grenada Lake and Sardis Lake compared to other lakes.
- 34 crappie over 3 pounds were weighed in, 29 of which came from Grenada Lake. Lake Washington and Eagle Lake produced the rest.

### *Statewide Tournament Statistics*

2.40 - Number of crappie caught per angler-day

3.25 - Pounds of crappie caught per angler-day

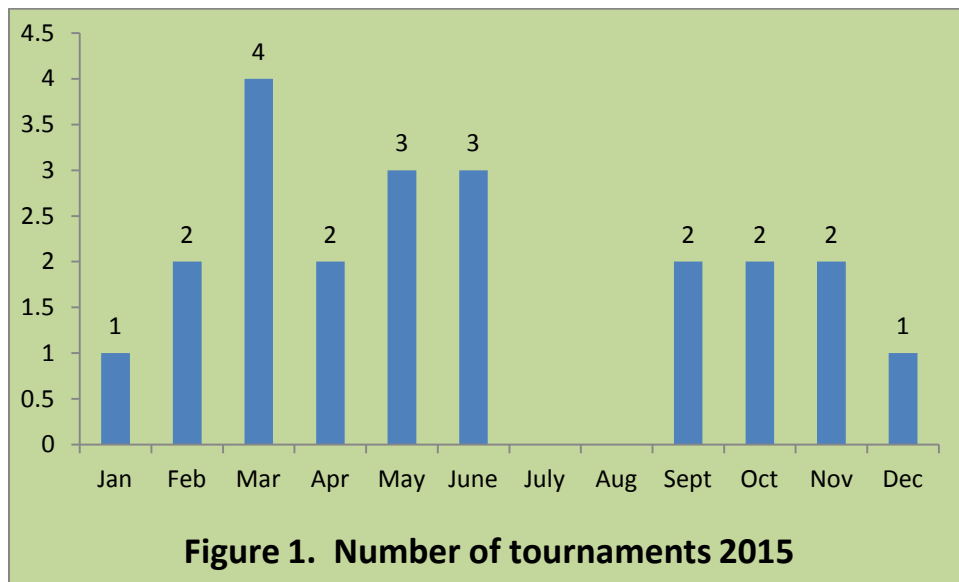
1.35 - Average weight of crappie caught

138 - Hours to catch a 2 pound crappie

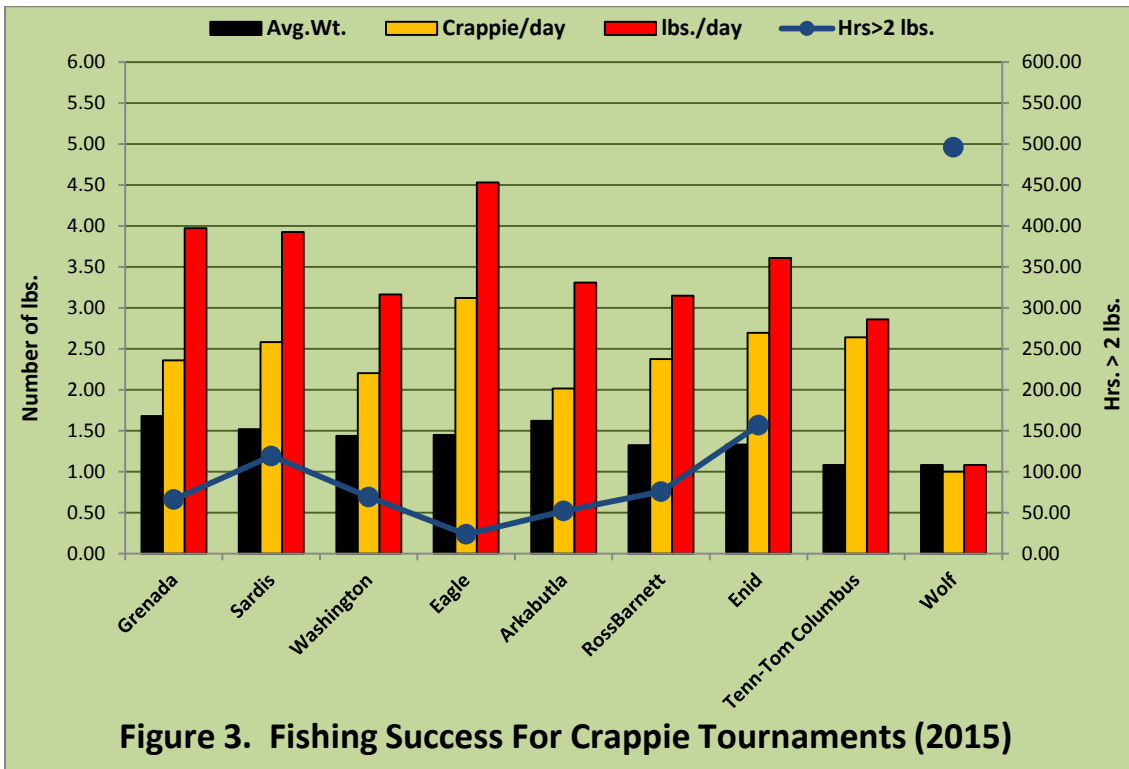
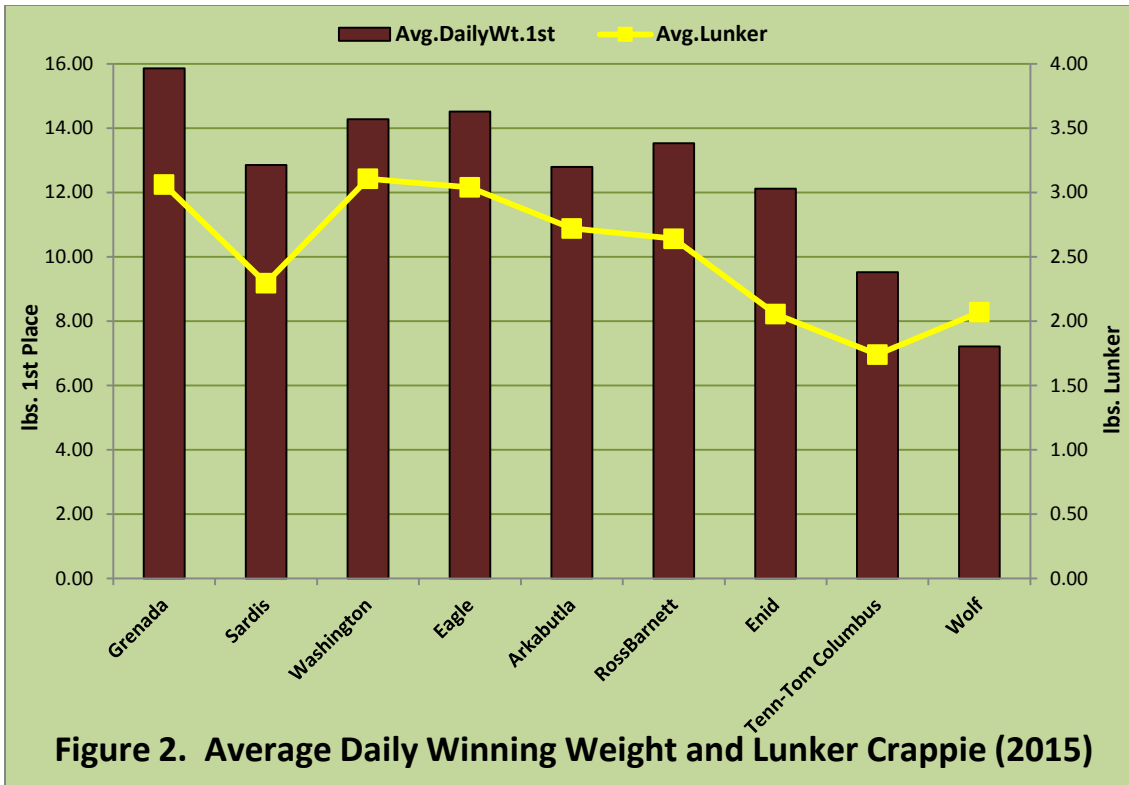
2.53 - Average lunker, or biggest crappie weight

12.16 - Average daily 1<sup>st</sup> place weight

- A total of 1,661 anglers participated in the 22 tournaments. Grenada Lake and Sardis Lake had the most tournaments. The majority of tournaments occurred from March through June. No tournaments were held in the months of July and August (Figure 1).



- It took a daily average of 12.16 pounds to win a crappie tournament (Figure 2). This was a 0.20 pound increase in winning weight compared to the average from the past four years.
- Average crappie weight ranged from 0.95 pounds at Okatibbee Lake to 1.68 pounds at Grenada Lake. The statewide average weight was 1.35 pounds, a slight decrease from the average of the past four years. The number of crappie caught per angler per day and the pounds caught per angler per day were both highest at Eagle Lake (Figure 3).
- The number of hours to catch a 2 pound or larger crappie was shortest at Eagle Lake and longest at the Tennessee Tombigbee Waterway. There was a significant decrease in the hours in 2015 (138 hours), compared to the past four years (255 hours), needed to catch a 2 pound or larger crappie.



- The average lunker (biggest) crappie caught per tournament was 2.53 pounds (Figure 2). This was a slight increase from the average of 2.46 pounds, compared to the past four years.
- Six of the top 10 heaviest 7-crappie limits came from Grenada Lake (Table 1). Three different tournament organizations reported tournament results in 2015.

*Table 1. Top 10 heaviest average daily 1<sup>st</sup> place weights from 2015*

Lake	Date	Tournament	Daily 1 <sup>st</sup> Place Weight
Grenada	21 March	Magnolia Crappie	18.19
Washington	14 March	Crappie Masters	17.95
Grenada	27-28 March	Crappie Masters	17.28
Grenada	24 October	Magnolia Crappie	15.60
Grenada	7 November	Fruit Jar	15.29
Arkabutla	6 June	Fruit Jar	14.67
Eagle	12 December	Magnolia Crappie	14.51
Grenada	30-31 October	Crappie Masters	14.43
Washington	14 February	Fruit Jar	14.35
Grenada	14 March	Fruit Jar	14.34

- All reported crappie tournaments were team events, although in some cases anglers would occasionally fish by themselves.
- Tournament bag limits were 7 crappie per team each day. Some tournaments lasted two days but most were one day events.

Table 2. Final rankings of crappie tournament lakes in Mississippi based on 2015 results.

Overall Rank*	Hours to catch a crappie > 2 lbs.	Average daily weight 1 <sup>st</sup> place	Average lunker	Average weight	Average crappie per angler per day	Average lbs. per angler per day
#1 Eagle (1)	Eagle 24	Grenada 15.85	Washington 3.11	Grenada 1.68	Eagle 3.12	Eagle 4.53
#2 Grenada (6)	Arkabutla 52	Eagle 14.51	Grenada 3.06	Arkabutla 1.62	Okatibbee 3.03	Grenada 3.97
#3 Washington (3)	Grenada 66	Washington 14.27	Eagle 3.04	Sardis 1.52	Enid 2.69	Sardis 3.93
#4 Arkabutla (2)	Washington 69	Barnett 13.53	Arkabutla 2.72	Eagle 1.45	Tenn-Tom 2.64	Enid 3.61
#5 Sardis(4)	Barnett 76	Sardis 12.86	Barnett 2.64	Washington 1.44	Sardis 2.58	Arkabutla 3.31
#6 Barnett (1)	Sardis 119	Arkabutla 12.80	Okatibbee 2.57	Barnett 1.33	Barnett 2.38	Washington 3.16
#7 Enid (2)	Enid 157	Enid 12.12	Sardis 2.30	Enid 1.33	Grenada 2.36	Barnett 3.15
#8 Okatibbee (1)	Okatibbee 187	Tenn-Tom 9.52	Wolf 2.07	Tenn-Tom 1.08	Washington 2.20	Okatibbee 2.89
#9 Tenn-Tom (1)	Wolf 496	Okatibbee 8.97	Enid 2.06	Wolf 1.08	Arkabutla 2.01	Tenn-Tom 2.86
#10 Wolf (1)	Tenn-Tom N/A	Wolf 7.21	Tenn-Tom 1.74	Okatibbee 0.95	Wolf 1.00	Wolf 1.08

\*Number of tournament samples in parenthesis

The results from these tournaments can be utilized by biologists, anglers, and tournament organizations to improve crappie management, increase angling success, and improve tournament success and participation. Tournament reports help provide more insight into the health of crappie fisheries throughout the state.