

MISSISSIPPI BASS TOURNAMENT PROGRAM 2011 ANNUAL REPORT



FISHERIES BUREAU



MISSISSIPPI WILDLIFE, FISHERIES, AND PARKS

1505 Eastover Drive
Jackson, MS 39211
www.mdwfp.com



Your purchase of fishing equipment and motor boat fuels supports Sport Fish Restoration and boating access facilities.

The Mississippi Department of Wildlife, Fisheries, and Parks (MDWFP) began a program in 1998 for bass tournament anglers to help biologists monitor bass populations. These results continue to be a valuable addition to the data that MDWFP biologists use to manage bass populations. In some waters, it may be the only measure we have of what anglers are catching.

Bass clubs and tournament organizers are encouraged to provide tournament results to MDWFP on the form shown below. The form may be mailed, faxed or emailed to the address below. Forms, reports and data input can be accessed via internet at:

<http://www.mdwfp.com/fishing-boating/fishing-tournaments/post-fishing-tournament-results.aspx>

MISSISSIPPI BASS TOURNAMENT REPORT CARD

Lake: _____	Date: _____	Start: _____	Stop: _____
Tournament Type: Individual () Team ()	Director: _____		
Club or Organization: _____	Phone: _____		
Address: _____	City: _____	State: _____	Zip: _____
Total No. of Anglers or Teams: _____	Limits Caught: _____		
Number of bass weighed-in: _____			
Total Weight (all bass): _____ Lbs.	_____ ozs./tenths		
First Place Weight: _____ Lbs.	_____ ozs./tenths		
Tournament Lunker: _____ Lbs.	_____ ozs./tenths		
No. of Bass over 5 Pounds: _____			

By mail: Mississippi Wildlife, Fisheries, & Parks
 C/O Larry Pugh
 1505 Eastover Drive
 Jackson, MS 39215

ph: 601-432-2208
 fax: 601-432-2203
 email: larry.pugh@mdwfp.state.ms.us

2011 Bass Tournament Summary

2011 was another good year for Mississippi's bass tournament anglers! More tournament reports were received this year than the previous nine years of the program. Averages for all lakes in 2011 were very similar to those in 2010 and still above the previous eight years of reporting. At least five reports were received from 15 lakes that are included in the "Final Rankings." Quality indicators continued to improve, with average number and weight of bass weighed-in the highest ever reported. Average lunker weight is still above 5 pounds. Anglers are raving about the quality of the fishing at Lakes Washington and Ferguson, and Pickwick Lake and Ross Barnett Reservoir are still cranking out more bass over 7 pounds than any lakes in the State. The following summarizes the most important points from the 2011 Tournament Report:

- 295 reports were submitted from 41 different lakes
- **Lake Washington** finished as the top lake in overall quality indicator rankings followed by **Pickwick, Lake Ferguson, Bay Springs,** and the **Pearl River**
- 38 bass over 7 lbs were weighed-in

Statewide Tournament Statistics

2.75 - Number of bass caught per angler-day

5.14 - Pounds of bass caught per angler-day

2.00 - Average weight of bass caught

268 - Hours to catch a 5 pound bass

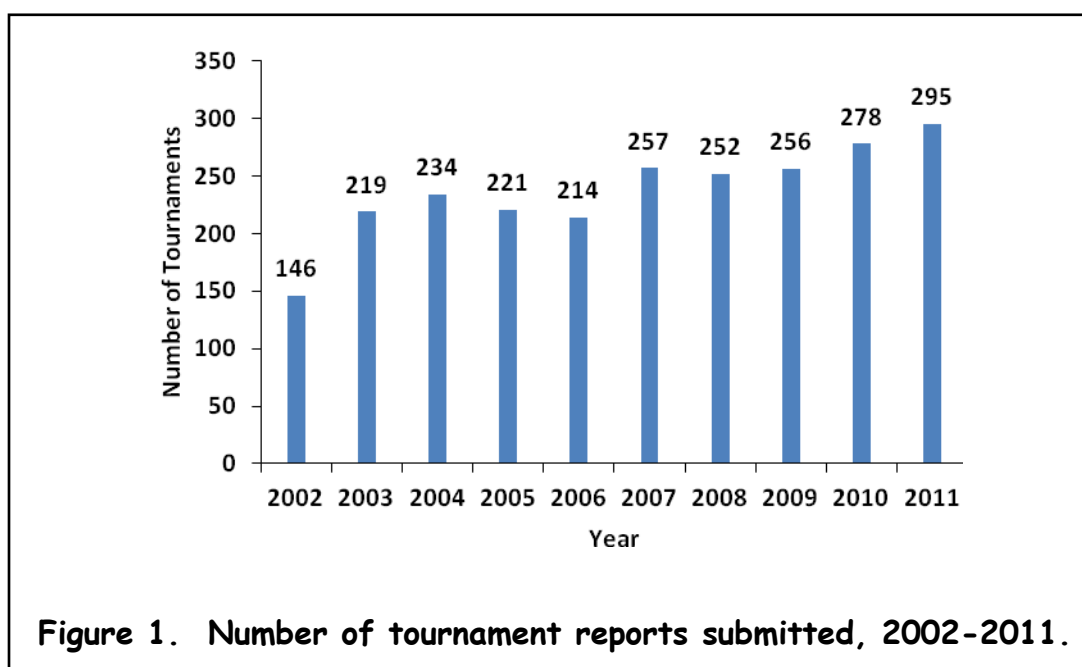
5.10 - Average lunker, or big bass weight

14.30 - Average 1st place weight

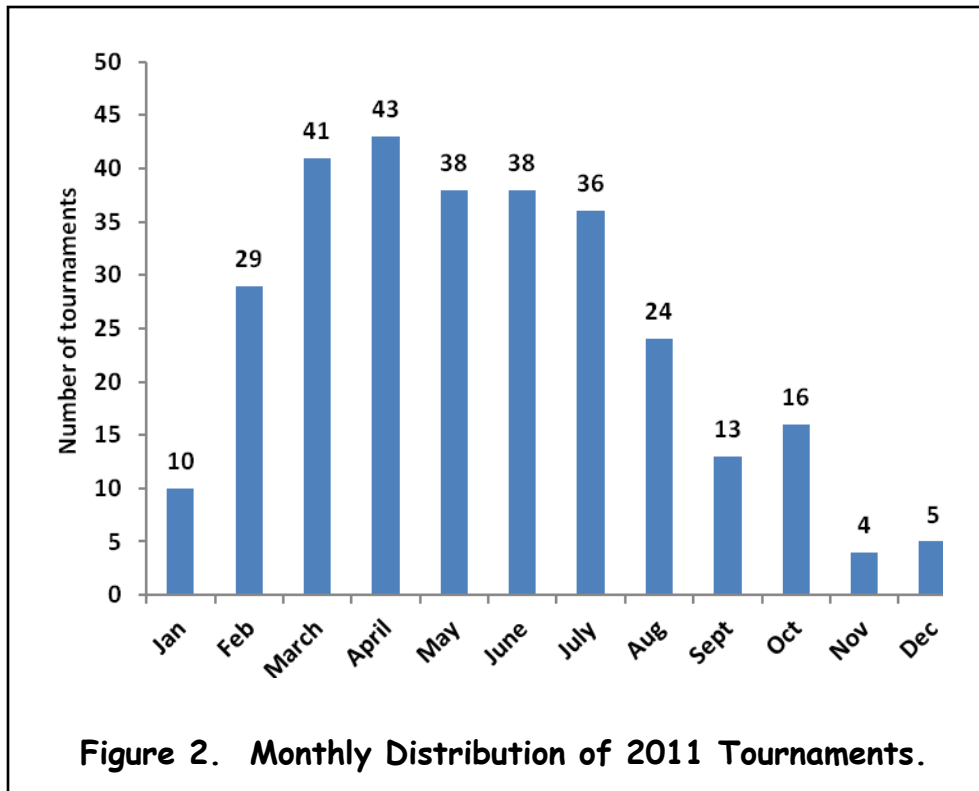
314 - Number of bass 5 pounds and larger

2011 Bass Tournament Results

- A total of 295 tournaments reported 10,024 anglers that weighed-in 24,336 bass (Table 1). Report cards were received for 41 lakes. More tournament reports were received in 2011 than any previous year (Figure 1). The most reports came from Ross Barnett Reservoir and Pickwick Lake.



- It took an average of 14.30 pounds to win a tournament in 2011 (Table 1). Of lakes with a least five tournaments reported, Lakes Ferguson and Washington had the highest average winning weights.
- Average weight of bass ranged from 1.02 pounds at Simpson County Lake to 3.26 pounds at Log Loader Chute off the Mississippi River (Table 1). The statewide average weight of tournament bass was 2.00 pounds. Using average length of tournaments to define an angler day, number of bass caught/angler day was highest at Simpson County Lake and pounds caught/angler day was highest at Lake Washington.
- The seasonal distribution of 2011 tournaments is presented in Figure 2. Tournament reports were submitted from all 12 months. Tournaments held from March through July accounted for 66% of the total.



- Tournament catch for numbers and pounds per day were the highest recorded since the start of reporting; average weight of weighed-in bass was similar to 2010 (Figure 3). The hours to catch a bass 5 pounds or larger (268 hours) was slightly lower than 2010 numbers and has shown a general decline since 2002.
- Lakes with at least five tournament reports were ranked by averaging six "quality indicators" (Table 2). The top 3 lakes in 2011 were Washington, Pickwick, and Ferguson, with Bay Springs and the Pearl River rounding out the Top-5. Lake Washington received high marks for average lunker weight and highest average 1st place weight. Pickwick received high marks for hours to catch a bass over 5 pounds and average weight of bass weighed-in. Ferguson had high scores for number and pounds of bass weighed-in per day. Bay Springs was the top scorer for hours to catch a bass over 5 pounds, with the Pearl River receiving high scores for average numbers of bass weighed-in and percent of anglers with a limit. Washington replaced Enid Lake as the top lake in 2011. Pickwick moved up from 5th to 2nd, and Ferguson moved up one spot to 4th. The Pearl River made its first appearance in the top-5 tournament lakes in the state since statewide tournament reporting began in 2002. This information is best used to follow trends on a particular lake. Natural fluctuations in bass abundance and size structure are normal, plus environmental conditions and angling pressure vary from year to year.

- Seven of the top-10 heaviest 5-bass limits came from Pickwick Lake in 2011, with three of the limits over 29 pounds (Table 3). The 29.97 lb sack was weighed-in at Pickwick on July 16 in a TennTom Bassin Trail tournament. Okatibbee Lake, Ross Barnett Reservoir, and Lake Washington produced the remaining three sacks. Surprisingly, these heavy sacks were weighed-in throughout the year.

Table 3. The top 10 heaviest limits weighed-in from the 2011 MDWFP Bass Tournament Program Report.

Lake	Date	Tournament	1st Place Weight
Pickwick Lake	16-Jul-11	TennTom Bassin Trail	29.97
Pickwick Lake	23-Apr-11	Peanut Craft Lures Trail	29.47
Pickwick Lake	26-Feb-11	Team Trails of MS	29.25
Pickwick Lake	19-Mar-11	TennTom Bassin Trail	28.67
Pickwick Lake	10-Jun-11	FLW Everstart	27.81
Pickwick Lake	5-Mar-11	Peanut Craft Lures Trail	26.74
Okatibbee Lake	10-Dec-11	Collinsville Bass Club	26.25
Ross Barnett Reservoir	19-Mar-11	Rankin County Bass Club	25.69
Lake Washington	19-Feb-11	Media Bass Trail	25.59
Pickwick Lake	9-Jun-11	FLW Everstart	24.94

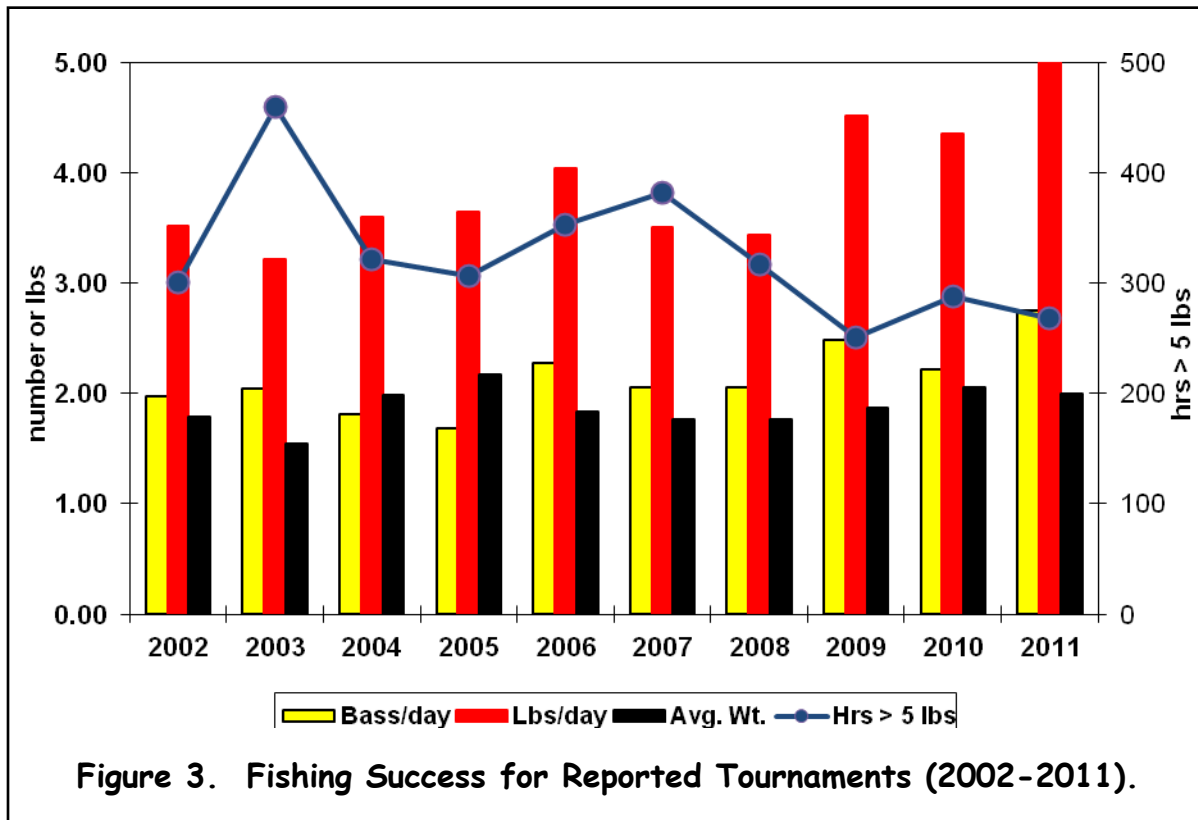
- The number of bass weighed-in over 5 pounds increased in 2011. On average, it took 268 angler hours, or 32 angler days, to weigh-in a bass over five pounds during 2011. The number of bass five pounds or larger weighed-in was 314. This represents 1.3% of the total number of bass weighed-in.
- Of these, 38 bass were at least seven pounds (Table 4). Seventy-four percent of the big bass weighed-in came from either Pickwick Lake or Ross Barnett Reservoir. The largest bass caught was at Pickwick Lake and weighed 9.90 pounds.
- Thirty clubs or tournament organizations submitted 297 tournament reports (Table 5). Twenty clubs (67%) submitted five or more reports and eleven clubs submitted 10 or more. Team Trails of Mississippi, Peanut Craft Lures Trail and Media Bass Trail accounted for 35% of the total number of tournaments. The average number of reports received per club or organization was 10.

Table 4. Summary of bass weighed-in that were seven pounds or larger from the 2011 MDWFP Bass Tournament Program Report.

<u>LUNKER</u>	<u>DATE</u>	<u>LAKE</u>	<u>TOURNAMENT</u>
9.90	5-Mar-11	Pickwick Lake	Peanut Craft Lures Trail
9.60	26-Feb-11	Pickwick Lake	Team Trails of MS
9.31	27-Mar-11	Pickwick Lake	Memphis Bass Association
9.28	2-Apr-11	Pickwick Lake	Peanut Craft Lures Trail
9.27	16-Jul-11	Pickwick Lake	TennTom Bassin Trail
9.13	21-Feb-11	Lake Lincoln State Park	Believers Bassmen
8.90	26-Mar-11	Lake Lincoln State Park	Media Bass Trail
8.88	23-Apr-11	Pickwick Lake	Peanut Craft Lures Trail
8.86	26-Feb-11	Lock C TTW	Itawamba Bass Club
8.81	4-Jun-11	Pickwick Lake	Walmart BFL
8.70	26-Feb-11	Pickwick Lake	Team Trails of MS
8.69	22-Jul-11	Pickwick Lake	Walmart FLW Tour
8.19	21-May-11	Pickwick Lake	Fishers of Men Trail
8.13	10-Jun-11	Pickwick Lake	FLW Everstart
8.10	25-Feb-11	Lock B TTW	Team Trails of MS
8.02	21-May-11	Pickwick Lake	Peanut Craft Lures Trail
8.02	2-Jul-11	Pickwick Lake	Peanut Craft Lures Trail
7.80	2-Apr-11	Pickwick Lake	Team Trails of MS
7.77	11-Jun-11	Lake Chicot	Media Bass Trail
7.64	26-Feb-11	Lock C TTW	Itawamba Bass Club
7.63	9-Apr-11	Ross Barnett Reservoir	Walmart BFL
7.59	20-Mar-11	Ross Barnett Reservoir	Media Bass Trail
7.58	28-May-11	Pickwick Lake	Peanut Craft Lures Trail
7.58	18-Jun-11	Pickwick Lake	Fishers of Men Trail
7.50	22-May-11	Ross Barnett Reservoir	American Bass Anglers
7.41	20-Mar-11	Ross Barnett Reservoir	Media Bass Trail
7.38	15-Oct-11	Calling Panther Lake	Believers Bassmen
7.31	19-Mar-11	Ross Barnett Reservoir	Rankin County Bass Club
7.30	16-Jul-11	Pickwick Lake	TennTom Bassin Trail
7.25	7-May-11	Pickwick Lake	Peanut Craft Lures Trail
7.25	19-Feb-11	Lake Washington	Media Bass Trail
7.19	24-Jul-11	Ross Barnett Reservoir	Media Bass Trail
7.17	5-Mar-11	Ross Barnett Reservoir	Team Trails of MS
7.16	9-Apr-11	Enid Lake	Peanut Craft Lures Trail
7.14	25-Jun-11	Enid Lake	Oxford Bass Club
7.13	9-Jun-11	Pickwick Lake	FLW Everstart
7.00	12-Mar-11	Pickwick Lake	Walmart BFL
7.00	24-Jul-11	Ross Barnett Reservoir	Media Bass Trail

Table 5. Organizations that submitted reports in the 2011 MDWFP Bass Tournament Program.

<u>Club</u>	<u>Number of tournaments</u>	<u>Number of Anglers</u>
Attala Bass Club	7	169
Bass Shamps	3	63
Believers Bassmen	10	237
Belmont Bass Anglers	8	83
Walmart BFL	8	1,003
Champions Trail	3	82
Collinsville Bass Club	3	129
Duncan Marine	4	545
FLW Everstart	3	306
Fishers Of Men	8	436
Walmart FLW Tour	4	274
Itawamba Bass Club	7	114
King of the River	5	305
Lee County Bass Club	3	64
Media Bass Trail	30	1,370
Memphis Bass Assoc	4	144
Meridian Bass Club	1	8
Monroe County Bass	10	102
MS Bass Federation	2	118
Ocean Springs Bass	12	138
Oxford Bass Club	5	216
Peanut Craft Lures Trail	32	1,291
Rankin County Bass Club	9	183
S.M.A.B.C.	8	232
Team Trails of MS	41	968
TennTom Bass Trail	14	437
Tues Night Trail	16	176
Tupelo Bass Club	10	92



- Team tournaments were again slightly more popular than individual tournaments with 57% of the reports submitted from team events. These tournaments averaged 19 teams per tournament. Individual tournaments accounted for 43% of the reports and averaged 29 participants per event.
- Limits of bass were weighed-in by 56% of all anglers or teams, the highest percentage since reporting started in 2002.
- Tournament bag limits varied from 4 to 5 bass and were more restrictive than state regulations. Most tournaments had a 12-inch minimum length limit.

Success of this program depends on participation from clubs and tournament organizers with MDWFP. We thank all those who voluntarily submitted report cards. Higher numbers of reports allow better estimates of fishing conditions, not just a good or bad day's fishing by one or two clubs. Results can be used by tournament directors, anglers and biologists to better manage and enjoy our fisheries resources.

Angler involvement has been and remains the key to protecting and managing Mississippi's fisheries resources.

Table 1. Summary of bass tournament results from the 2011 MDWFP Bass Tournament Program.

Waterbody	Report Cards	Entries	Bass Caught	Bass Per Day	Pounds Per Day	Percent Success	Average Weight	No. >5 lbs.	Big Bass	Average 1st Place
Aberdeen	4	33	59	2.31	4.37	19	1.83	0	3.79	9.25
Aliceville	5	75	171	3.03	4.24	48	1.59	0	4.00	9.82
Amory	1	17	.	.	1.88	.	.	0	3.20	10.98
Back Bay	5	113	337	2.81	4.08	44	1.42	1	3.35	9.92
Bay Springs	15	270	618	2.95	6.16	63	2.06	17	5.10	16.75
Bee	1	27	72	2.67	4.38	22	1.64	0	3.81	10.38
Calling Panther	2	44	98	2.25	4.04	21	1.87	4	6.44	14.44
Chicot	2	59	119	2.02	5.87	50	2.91	2	7.34	20.91
Chotard	2	38	166	4.50	9.38	77	2.07	5	6.31	14.25
Columbus	5	139	269	2.28	3.38	3	2.01	5	5.20	12.60
DeSoto	1	24	60	2.50	7.30	100	2.92	2	6.46	20.88
Eagle	1	28	36	1.29	3.25	7	2.53	2	6.25	14.38
Enid	6	264	528	2.19	3.48	51	1.62	11	5.93	16.50
Escatawpa	2	21	74	3.49	3.96	51	1.12	0	2.23	6.03
Ferguson	8	283	489	2.81	6.73	71	2.53	10	5.64	20.23
Flint Creek	1	34	66	1.94	3.38	53	1.74	0	4.68	11.13
Grenada	9	402	957	2.34	3.84	61	1.67	5	4.50	12.81
Gulfport Lake	3	75	138	2.91	5.21	64	1.69	0	3.98	10.81
Jourdan	6	141	427	3.68	4.97	72	1.39	0	3.71	11.11
Kemper	1	18	59	3.28	5.29	39	1.61	1	5.75	9.48
Lakeview	2	86	105	1.89	3.39	35	1.93	2	5.48	12.72
Lincoln	4	118	276	2.36	4.56	47	1.92	6	8.23	16.83
Little Black	1	28	47	1.68	2.68	43	1.59	1	5.51	11.22
Little Eagle	1	25	57	2.28	4.84	16	2.12	0	4.04	12.04
Lock A-E	2	33	96	3.42	6.34	78	1.89	0	4.08	13.92
Lock B	3	34	87	4.16	7.35	67	1.86	2	5.82	15.34
Lock C	3	49	171	3.89	8.08	88	2.15	2	6.23	16.54
Lock D	4	48	162	3.50	6.52	86	1.92	2	5.13	14.24
Log Loader	2	72	65	1.97	5.76	72	3.26	3	6.55	22.04
Okatibbee	4	125	274	2.50	4.38	66	1.80	6	5.47	17.59
Okhissa	1	29	78	2.69	7.09	28	2.64	1	5.38	17.75
Pascagoula	16	531	1,334	2.92	4.30	65	1.51	1	3.92	10.75
Pearl River	17	458	1,361	3.24	5.62	70	1.79	4	3.98	13.55
Pickwick	78	3,383	10,250	2.81	6.49	70	2.43	141	5.90	19.07
Ross Barnett	42	2,067	3,775	2.58	5.54	55	2.16	55	5.40	15.44
Sardis	7	312	642	2.32	4.19	69	1.86	10	5.78	16.62
Simpson Lake	16	176	331	5.56	5.61	59	1.02	0	2.95	6.71
Stovall	1	16	40	2.50	6.38	100	2.55	2	6.10	15.62
Tunica	2	44	109	2.48	6.31	96	2.54	3	5.63	20.32
Washington	6	223	267	2.42	6.87	89	3.12	8	6.60	21.74
Wolf	3	62	66	1.58	3.33	34	1.50	0	3.23	13.77
Totals	295	10,024	24,336					314		
Average				2.75	5.14	56	2.00	1.06	5.10	14.30

Table 2. Final rankings of tournament lakes in Mississippi based on 2011 reports.

Ranked by "Fishing Quality Indicators" from lakes with 5 or more tournament reports							
Average weight/bass (lbs.)	Average Number Caught per 8-hour day	Average Pounds Caught per 8-hour day	Index of hours to catch a bass > 5 lbs.	Average big bass weight (lbs.)	Average 1 st place weight (lbs.)	Overall Rank	
Washington 3.12	Simpson Lk 5.56	Washington 6.87	Bay Springs 1.35	Washington 6.60	Washington 21.74	#1	Washington
Ferguson 2.53	Jourdan 3.68	Ferguson 6.73	Pickwick 2.04	Enid 5.93	Ferguson 20.23	#2	Pickwick
Pickwick 2.43	Pearl River 3.24	Pickwick 6.49	Enid 2.04	Pickwick 5.90	Pickwick 19.07	#3	Ferguson
Ross Barnett 2.16	Aliceville 3.03	Bay Springs 6.16	Columbus 2.36	Sardis 5.78	Bay Springs 16.75	#4	Bay Springs
Bay Springs 2.06	Bay Springs 2.95	Pearl River 5.62	Washington 2.37	Ferguson 5.64	Sardis 16.62	#5	Pearl River
Columbus 2.01	Pascagoula 2.92	Simpson Lk 5.61	Ferguson 2.41	Ross Barnett 5.40	Enid 16.50	#6	Ross Barnett
Sardis 1.86	Pickwick 2.81	Ross Barnett 5.54	Sardis 2.65	Columbus 5.20	Ross Barnett 15.44	#6	Sardis Lake
Pearl River 1.79	Back Bay 2.81	Jourdan 4.97	Ross Barnett 3.19	Bay Springs 5.10	Pearl River 13.55	#8	Enid Lake
Grenada 1.67	Ferguson 2.81	Pascagoula 4.30	Grenada 6.83	Grenada 4.50	Grenada 12.81	#9	Jourdan
Enid 1.62	Ross Barnett 2.58	Aliceville 4.24	Back Bay 9.61	Aliceville 4.00	Columbus 12.60	#10	Pascagoula
Aliceville 1.59	Washington 2.42	Sardis 4.19	Pearl River 9.73	Pearl River 3.98	Jourdan 11.11	#10	Grenada
Pascagoula 1.51	Grenada 2.34	Back Bay 4.08	Pascagoula 45.14	Pascagoula 3.92	Pascagoula 10.75	#12	Columbus
Back Bay 1.42	Sardis 2.32	Grenada 3.84	Simpson Lk .	Jourdan 3.71	Back Bay 9.92	#13	Simpson Lk
Jourdan 1.39	Columbus 2.28	Enid 3.48	Jourdan .	Back Bay 3.35	Aliceville 9.82	#13	Aliceville
Simpson Lk 1.02	Enid 2.19	Columbus 3.38	Aliceville .	Simpson Lk 2.95	Simpson Lk 6.71	#15	Back Bay

