

# MISSISSIPPI BASS TOURNAMENT PROGRAM 2010 ANNUAL REPORT



FISHERIES BUREAU



MISSISSIPPI WILDLIFE, FISHERIES, AND PARKS

1505 Eastover Drive  
Jackson, MS 39211  
[www.mdwfp.com](http://www.mdwfp.com)



Your purchase of fishing equipment and motor boat fuels supports Sport Fish Restoration and boating access facilities.

The Mississippi Department of Wildlife, Fisheries, and Parks (MDWFP) began a program in 1998 for bass tournament anglers to help biologists monitor bass populations. These results continue to be a valuable addition to the data that MDWFP biologists use to manage bass populations. In some waters, it may be the only measure we have of what anglers are catching.

Bass clubs and tournament organizers are encouraged to provide tournament results to MDWFP on the form shown below. The form may be mailed, faxed or emailed to the address below. Forms, reports and data input can be accessed via internet at:

<http://home.mdwfp.com/Fisheries/TournamentReports.aspx>  
**OR**  
[http://www.msbase.org/php/report\\_card.php](http://www.msbase.org/php/report_card.php)

**MISSISSIPPI BASS TOURNAMENT REPORT CARD**

|   |                             |                     |                    |
|---|-----------------------------|---------------------|--------------------|
| <b>Lake:</b> _____  | <b>Date:</b> _____          | <b>Start:</b> _____ | <b>Stop:</b> _____ |
| <b>Tournament Type:</b> <b>Individual ( )</b> <b>Team ( )</b> | <b>Director:</b> _____      |                     |                    |
| Club or<br><b>Organization:</b> _____                         | <b>Phone:</b> _____         |                     |                    |
| <b>Address:</b> _____   | <b>City:</b> _____          | <b>State:</b> _____ | <b>Zip:</b> _____  |
| <b>Total No. of Anglers or Teams:</b> _____                   | <b>Limits Caught:</b> _____ |                     |                    |
| <b>Number of bass weighed-in:</b> _____                       |                             |                     |                    |
| <b>Total Weight (all bass):</b> _____ Lbs.                    | _____ ozs./tenths           |                     |                    |
| <b>First Place Weight:</b> _____ Lbs.                         | _____ ozs./tenths           |                     |                    |
| <b>Tournament Lunker:</b> _____ Lbs.                          | _____ ozs./tenths           |                     |                    |
| <b>No. of Bass over 5 Pounds:</b> _____                       |                             |                     |                    |

By mail: Mississippi Wildlife, Fisheries & Parks  
 C/O Larry Pugh  
 1505 Eastover Drive  
 Jackson, MS 39215

ph: 601-432-2208  
 fax: 601-432-2203  
 email: larry.pugh@mdwfp.state.ms.us

## *2010 Bass Tournament Summary*

2010 was another good year for Mississippi's bass tournament anglers! More tournament reports were received this year than the previous 8 years of the program. Averages for all lakes in 2010 were very similar to those in 2009 and still above the previous seven years of reporting. At least five reports were received from 15 lakes; the most lakes ever included in the "Final Rankings." Quality indicators continued to improve, with average weight of bass weighed-in and 1<sup>st</sup> place weight the highest ever reported. Average lunker weight is still above 5 pounds. Anglers are raving about the quality of the fishing at Pickwick, Enid and Sardis Lakes; and Ross Barnett Reservoir is still cranking out more bass over 7 pounds than any other lake in the State. The following summarizes the most important points from the 2010 Tournament Report:

- 278 reports were submitted from 40 different lakes
- **Enid Lake** finished as the top lake in overall quality indicator rankings followed by **Bay Springs, Lock B, Ferguson** and **Pickwick**
- 33 bass over 7 lbs were weighed-in

### *Statewide Tournament Statistics*

2.22 - Number of bass caught per angler-day

4.36 - Pounds of bass caught per angler-day

2.06 - Average weight of bass caught

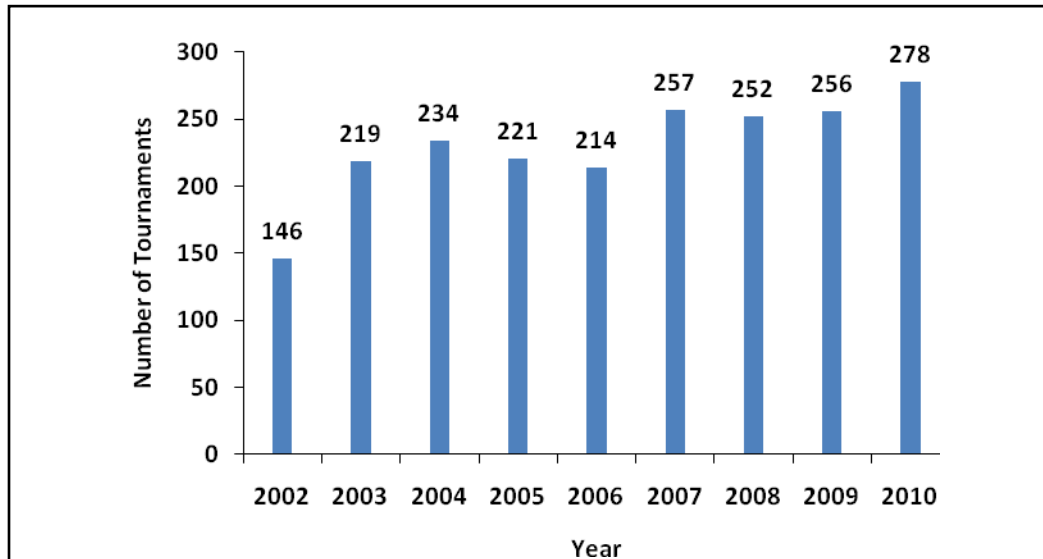
288 - Hours to catch a 5 pound bass

5.12 - Average lunker, or big bass, weight

14.39 - Average 1<sup>st</sup> place weight

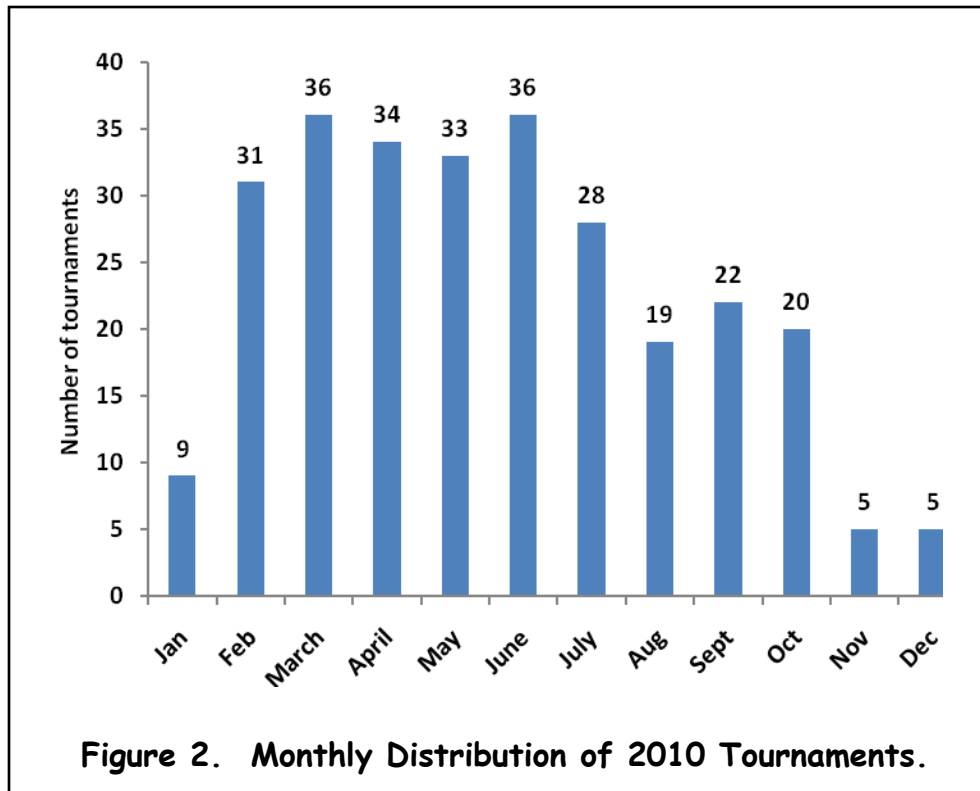
288 - Number of bass 5 pounds and larger

- A total of 278 tournaments reported 9,764 anglers that weighed-in 21,459 bass (Table 1). Report cards were received for 40 lakes. More tournament reports were received in 2010 than any previous year (Figure 1). The most reports came from Ross Barnett Reservoir and Pickwick.



**Figure 1. Number of tournament reports submitted, 2002-2010.**

- It took an average of 14.39 pounds to win a tournament in 2010 (Table 1). Of lakes with a least five tournaments reported, Ferguson and Enid had the highest average winning weights.
- Average weight of bass ranged from 1.09 pounds on Dog River, AL to 3.14 pounds at Lake Washington (Table 1). The statewide average weight of tournament bass was 2.06 pounds. Using average length of tournaments to define an angler day, number of bass caught/angler day and pounds caught/angler day was again highest at Lock C on the Tennessee-Tombigbee Waterway (TTW).
- The seasonal distribution of 2010 tournaments is presented in Figure 2. Tournament reports were submitted from all 12 months. Tournaments held from February through June accounted for 61% of the total.



- Tournament catch for numbers and pounds per day were slightly lower than values reported in 2009; average weight of weighed-in bass increased (Figure 3). The hours to catch a bass 5 pounds or larger (288 hours) rose somewhat in 2010 but were still lower than the 7-year period from 2002 through 2008.
- Lakes with at least five tournaments reported were ranked by averaging six "quality indicators" (Table 2). The top 3 lakes in 2010 were Enid, Bay Springs, and Lock B, with Ferguson and Pickwick rounding out the Top-5. Enid Lake received high marks for average lunker weight and percent of limits weighed-in. Bay Springs received high marks for hours to catch a bass over 5 pounds and average weight of bass weighed-in. Lock B scored highest for number and pounds of bass weighed-in per day. Ferguson was the top scorer for highest average 1<sup>st</sup> place weight and average weight of bass weighed-in, with Pickwick receiving high scores for average weight and pounds of bass weighed-in. Enid Lake replaced Pickwick and Bay Springs as the top lake in 2010. Bay Springs held the 2<sup>nd</sup> spot, with Lock B entering the top-5 in 3<sup>rd</sup> place. Lake Ferguson jumped back up again to the 4<sup>th</sup> spot with Pickwick rounding out the top 5. This information is best used to follow trends on a particular lake. Natural fluctuations in bass abundance and size structure are normal, plus environmental conditions and angling pressure vary from year to year.

- Two, five-bass limits weighing over 27 pounds were caught in 2010 (Table 3). The heaviest limit weighed 27.47 pounds from Desoto Lake with a 27.03 pound sack brought in at Pickwick Lake. Surprisingly, these sacks were weighed-in during June. Nine of the top 10 heaviest sacks in 2010 came from different lakes, with two sacks weighed-in at Pickwick.

**Table 3. The top 10 heaviest limits weighed-in from the 2010 MDWFP Bass Tournament Program Report.**

| Lake              | Date      | Tournament               | 1st Place Weight |
|-------------------|-----------|--------------------------|------------------|
| Desoto Lake       | 26-Jun-10 | Peanut Craft Lures Trail | 27.47            |
| Pickwick Lake     | 6-Jun-10  | Fishers of Men           | 27.03            |
| Grenada Lake      | 31-Jul-10 | Team Trails of MS        | 26.68            |
| Lake Washington   | 27-Feb-10 | Team Trails of MS        | 26.35            |
| Sardis Lake       | 25-Jul-10 | Oxford Bass Club         | 25.76            |
| Lake Ferguson     | 15-May-10 | Media Bass Trail         | 25.48            |
| Pickwick Lake     | 10-Mar-10 | Team Trails of MS        | 25.33            |
| Bay Springs Lake  | 27-Mar-10 | Lee County Bass Club     | 25.33            |
| Lake Okhissa      | 19-Jun-10 | Believers Bassmen        | 25.25            |
| Ross Barnett Res. | 6-Mar-10  | FLW - BFL                | 25.13            |

- The number of bass weighed-in over 5 pounds slightly decreased in 2010. On average, it took 288 angler hours, or 34 angler days, to weigh-in a bass over five pounds during 2010. The number of bass five pounds or larger weighed-in was 288. This represents 1.3% of the total number of bass weighed-in.
- Of these, 33 bass were at least seven pounds (Table 4). Forty percent of the big bass weighed-in came from Ross Barnett Reservoir (13). The largest bass was caught at Lake Lincoln State Park and weighed 10.82 pounds.
- Thirty-two clubs or tournament organizations submitted 288 tournament reports; 27 clubs or organizers submitted more than one report card (Table 5). Eighteen clubs (56%) submitted five or more reports and eight clubs submitted 10 or more. Team Trails of Mississippi accounted for 26% of the total number of tournaments. The average number of reports received per club or organization was nine.

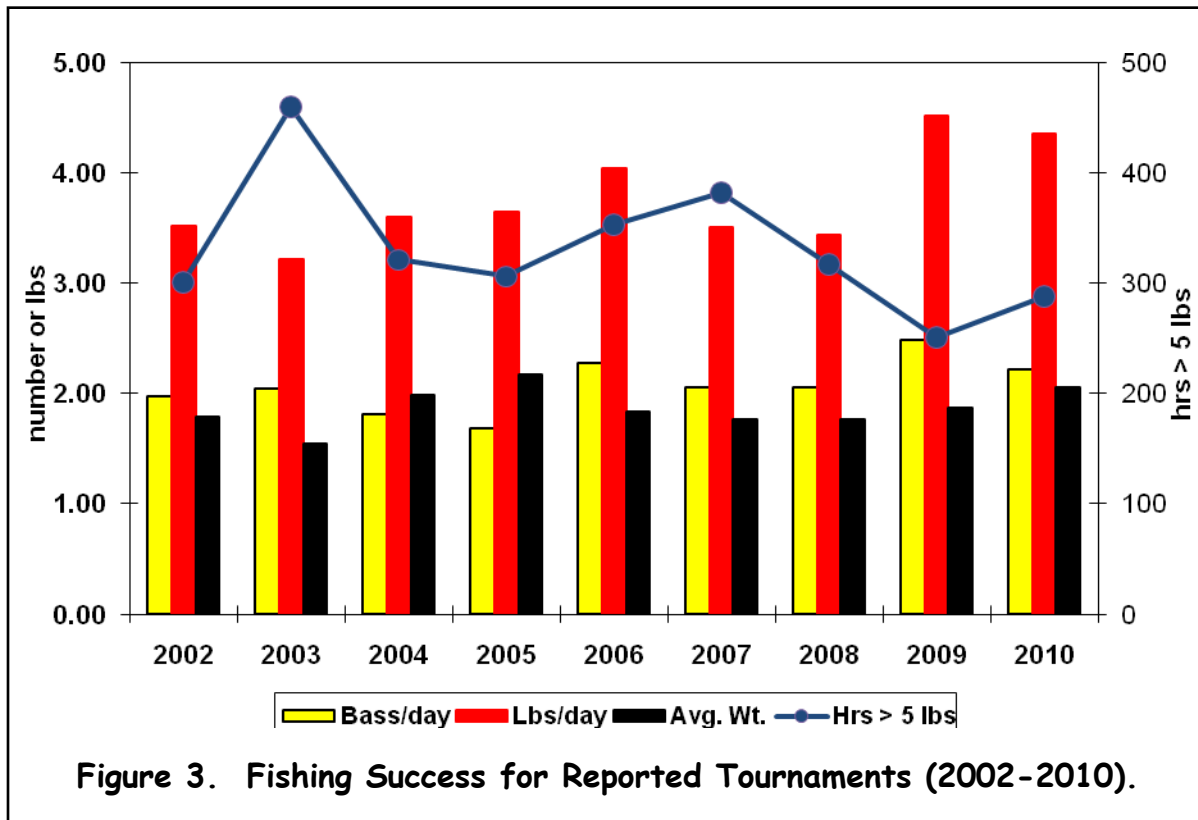
**Table 4. Summary of bass weighed-in that were seven pounds or larger from the 2010 MDWFP Bass Tournament Program Report.**

| <b>LUNKER</b> | <b>DATE</b> | <b>LAKE</b>             | <b>TOURNAMENT</b>            |
|---------------|-------------|-------------------------|------------------------------|
| 10.82         | 22-May-10   | Lake Lincoln State Park | Media Bass Trail             |
| 10.39         | 18-Apr-10   | Ross Barnett Reservoir  | Media Bass Trail             |
| 10.27         | 22-May-10   | Lake Lincoln State Park | Media Bass Trail             |
| 9.25          | 15-May-10   | Calling Panther Lake    | Rankin County Bass Club      |
| 9.02          | 20-Feb-10   | Turkey Fork             | Deep South Christian Anglers |
| 8.99          | 6-Jun-10    | Pickwick Lake           | Fishers of Men Trail         |
| 8.80          | 19-Jun-10   | Pickwick Lake           | Fishers of Men Trail         |
| 8.43          | 21-Mar-10   | Ross Barnett Reservoir  | Media Bass Trail             |
| 8.32          | 24-Jul-10   | Lock C TTW              | Monroe County Bassmasters    |
| 8.28          | 27-Mar-10   | Bay Springs Lake        | Lee County Bass Club         |
| 8.13          | 6-Mar-10    | Ross Barnett Reservoir  | FLW Bass Fishing League      |
| 8.13          | 3-Apr-10    | Ross Barnett Reservoir  | Team Trails of Mississippi   |
| 8.00          | 21-Feb-10   | Ross Barnett Reservoir  | Media Bass Trail             |
| 7.95          | 17-Apr-10   | Pickwick Lake           | Lee County Bass Club         |
| 7.88          | 25-Sep-10   | Ross Barnett Reservoir  | Media Bass Trail             |
| 7.84          | 11-Apr-10   | Enid Lake               | Peanut Craft Lures Trail     |
| 7.81          | 27-Feb-10   | Ross Barnett Reservoir  | Duncan Marine Trail          |
| 7.80          | 15-May-10   | Lake Ferguson           | Media Bass Trail             |
| 7.66          | 27-Mar-10   | Bay Springs Lake        | Lee County Bass Club         |
| 7.62          | 27-Mar-10   | Bay Springs Lake        | Lee County Bass Club         |
| 7.58          | 20-Mar-10   | Pickwick Lake           | Tenn Tom Open Water Trail    |
| 7.42          | 20-Feb-10   | Back Bay                | Team Trails of Mississippi   |
| 7.41          | 27-Feb-10   | Okatibbee Reservoir     | Luter's Fishing Tournaments  |
| 7.38          | 10-Apr-10   | Ross Barnett Reservoir  | Rankin County Bass Club      |
| 7.28          | 21-Mar-10   | Ross Barnett Reservoir  | Media Bass Trail             |
| 7.28          | 21-Feb-10   | Ross Barnett Reservoir  | Media Bass Trail             |
| 7.27          | 12-Jun-10   | Ross Barnett Reservoir  | Fishers of Men               |
| 7.26          | 12-Jun-10   | Ross Barnett Reservoir  | Meridian Bass Club           |
| 7.25          | 30-Sep-10   | Pickwick Lake           | FLW Everstart Series         |
| 7.24          | 22-May-10   | Enid Lake               | Tupelo Bass Club             |
| 7.20          | 20-Mar-10   | Ross Barnett Reservoir  | Deep South Christian Anglers |
| 7.06          | 14-Mar-10   | Bay Springs Lake        | Oxford Bass Club             |
| 7.00          | 14-Aug-10   | Pickwick Lake           | Peanut Craft Lures Trail     |

**Table 5. Organizations that submitted reports in the 2010 MDWFP Bass Tournament Program.**

| <b>Club</b>                  | <b>Number of tournaments</b> | <b>Number of anglers</b> |
|------------------------------|------------------------------|--------------------------|
| American Bass Anglers        | 9                            | 152                      |
| Attala County Bass Club      | 7                            | 169                      |
| Believers Bassmen            | 10                           | 276                      |
| Belmont Bass Club            | 7                            | 51                       |
| FLW BFL                      | 9                            | 986                      |
| Budweiser                    | 1                            | 150                      |
| Camp Shelby Bass Club        | 7                            | 85                       |
| Collinsville Bass Club       | 3                            | 102                      |
| Deep South Christian Anglers | 3                            | 52                       |
| D.E.R.A.                     | 1                            | 24                       |
| Duncan Marine                | 4                            | 523                      |
| Fishers of Men               | 10                           | 500                      |
| FLW Everstart                | 3                            | 204                      |
| Four Lakes Bass Club         | 4                            | 16                       |
| Kings of the River           | 4                            | 238                      |
| Lee County Bassmasters       | 11                           | 280                      |
| Luters Fishing Tourneys      | 2                            | 128                      |
| Media Bass Trail             | 22                           | 1158                     |
| Memphis Bass Association     | 1                            | 28                       |
| Meridian Bass Club           | 4                            | 61                       |
| Monroe County Bassmasters    | 9                            | 101                      |
| MS Bass Federation           | 2                            | 360                      |
| Ocean Springs Bassmasters    | 12                           | 118                      |
| Open Tournament              | 1                            | 21                       |
| Oxford Bass Club             | 6                            | 230                      |
| Peanut Craft Lures Trail     | 20                           | 814                      |
| Pickensville Marine Trail    | 1                            | 31                       |
| Rankin County Bass Club      | 8                            | 129                      |
| S.M.A.B.C.                   | 8                            | 215                      |
| Team Trails of MS            | 72                           | 2111                     |
| TennTom Open Trail           | 7                            | 343                      |
| Tupelo Bass Club             | 10                           | 108                      |





- Team tournaments were again more popular than individual tournaments with sixty-eight percent of the reports submitted from team events. These tournaments averaged 20 teams per tournament. Individual tournaments accounted for 32% of the reports and averaged 29 participants per event.
- Limits of bass were weighed-in by 46% of all anglers or teams, similar to the numbers reported in 2009.
- Tournament bag limits varied from 4 to 5 bass and were more restrictive than state regulations. Most tournaments had a 12-inch minimum length limit.

Success of this program depends on more participation from clubs and tournament organizers with MDWFP. We thank all those who voluntarily submitted report cards. Higher numbers of reports allow better estimates of fishing conditions, and not just a good or bad day's fishing by one or two clubs. Results can be used by tournament directors, anglers and biologists to better manage and enjoy our fishery resources.

Angler involvement has been and remains the key to protecting and managing Mississippi's fishery resources.

**Table 1. Summary of bass tournament results from the 2010 MDWFP Bass Tournament Program.**

| <b>Waterbody</b> | <b>Report Cards</b> | <b>Entries</b> | <b>Bass Caught</b> | <b>Bass Per Day</b> | <b>Pounds Per Day</b> | <b>Percent Success</b> | <b>Average Weight</b> | <b>No. &gt;5 lbs.</b> | <b>Big Bass</b> | <b>Average 1<sup>st</sup> Place</b> |
|------------------|---------------------|----------------|--------------------|---------------------|-----------------------|------------------------|-----------------------|-----------------------|-----------------|-------------------------------------|
| Aberdeen         | 7                   | 111            | 203                | 1.84                | 4.04                  | 44                     | 2.20                  | 0                     | 3.34            | 13.31                               |
| Aliceville       | 5                   | 147            | 362                | 2.82                | 5.04                  | 58                     | 1.85                  | 5                     | 5.01            | 16.56                               |
| Back Bay         | 7                   | 178            | 455                | 2.61                | 4.15                  | 48                     | 1.62                  | 3                     | 4.68            | 11.97                               |
| Bay Springs      | 17                  | 381            | 880                | 2.74                | 5.99                  | 73                     | 2.29                  | 22                    | 5.57            | 16.44                               |
| Bee Lake         | 4                   | 78             | 189                | 2.36                | 3.70                  | 48                     | 1.67                  | 0                     | 4.59            | 11.73                               |
| Calling Panther  | 2                   | 52             | 33                 | 0.75                | 1.52                  | 2                      | 2.12                  | 1                     | 6.25            | 6.25                                |
| Chotard          | 2                   | 45             | 109                | 2.31                | 3.63                  | 14                     | 1.64                  | 1                     | 5.69            | 10.31                               |
| Columbus         | 10                  | 673            | 973                | 2.15                | 4.38                  | 40                     | 2.13                  | 6                     | 4.80            | 14.46                               |
| Desoto           | 4                   | 145            | 237                | 1.69                | 4.59                  | 53                     | 2.66                  | 1                     | 5.14            | 20.85                               |
| Dog River,AL     | 2                   | 20             | 72                 | 3.58                | 3.92                  | 60                     | 1.09                  | 0                     | 2.05            | 7.01                                |
| Eagle            | 2                   | 42             | 97                 | 2.17                | 5.52                  | 35                     | 2.73                  | 0                     | 3.81            | 16.53                               |
| Enid             | 9                   | 333            | 816                | 2.73                | 5.43                  | 90                     | 2.02                  | 15                    | 6.66            | 19.86                               |
| Ferguson         | 11                  | 406            | 937                | 2.32                | 6.09                  | 58                     | 2.74                  | 13                    | 6.09            | 21.49                               |
| Flint Creek      | 4                   | 98             | 182                | 1.94                | 3.14                  | 32                     | 1.77                  | 2                     | 4.51            | 11.82                               |
| Grenada          | 4                   | 82             | 172                | 2.47                | 4.83                  | 54                     | 1.99                  | 1                     | 4.35            | 16.65                               |
| Gulfport Lake    | 3                   | 63             | 99                 | 1.65                | 2.40                  | 15                     | 1.52                  | 0                     | 3.95            | 8.48                                |
| Jourdan          | 2                   | 57             | 172                | 2.98                | 4.44                  | 73                     | 1.53                  | 0                     | 3.85            | 12.88                               |
| Kemper           | 2                   | 91             | 232                | 2.81                | 3.29                  | 61                     | 1.18                  | 0                     | 3.71            | 8.89                                |
| Lakeview         | 2                   | 92             | 143                | 1.56                | 3.21                  | 52                     | 2.07                  | 4                     | 5.08            | 13.93                               |
| Lincoln St Pk    | 5                   | 107            | 198                | 2.30                | 4.24                  | 30                     | 2.01                  | 5                     | 6.40            | 14.45                               |
| Little Eagle     | 1                   | 27             | 86                 | 3.19                | 7.63                  | 33                     | 2.40                  | 6                     | 6.00            | 18.94                               |
| Lock A           | 1                   | 4              | 5                  | 1.25                | 1.60                  | 0                      | 1.28                  | 0                     | 2.30            | 2.30                                |
| Lock B           | 7                   | 69             | 211                | 3.36                | 6.88                  | 70                     | 2.05                  | 4                     | 5.76            | 15.61                               |
| Lock C           | 3                   | 37             | 163                | 4.40                | 8.39                  | 76                     | 1.91                  | 4                     | 6.47            | 14.11                               |
| Lock D           | 2                   | 28             | 47                 | 1.56                | 3.35                  | 44                     | 2.35                  | 1                     | 5.22            | 14.74                               |
| Log Loader       | 2                   | 73             | 114                | 1.57                | 4.41                  | 46                     | 2.80                  | .                     | .               | 22.14                               |
| Maynor Creek     | 1                   | 32             | 52                 | 1.63                | 2.04                  | 38                     | 1.26                  | 1                     | 3.76            | 9.10                                |
| Okatibbee        | 5                   | 166            | 398                | 2.37                | 4.41                  | 49                     | 1.91                  | 7                     | 5.91            | 16.36                               |
| Okhissa          | 1                   | 29             | 67                 | 2.31                | 6.75                  | 28                     | 2.92                  | 4                     | 6.50            | 25.25                               |
| Pascagoula       | 14                  | 567            | 1,160              | 2.09                | 3.16                  | 46                     | 1.49                  | 4                     | 3.79            | 10.97                               |
| Pearl River      | 17                  | 474            | 1,253              | 3.17                | 4.80                  | 72                     | 1.60                  | 2                     | 3.86            | 11.28                               |
| Pickwick Lake    | 49                  | 2,206          | 6,188              | 2.62                | 6.12                  | 70                     | 2.47                  | 61                    | 5.68            | 17.80                               |
| Ross Barnett     | 52                  | 2,280          | 4,060              | 2.31                | 5.07                  | 56                     | 2.24                  | 96                    | 6.01            | 17.17                               |
| Sardis           | 8                   | 270            | 515                | 2.42                | 4.68                  | 76                     | 1.93                  | 7                     | 6.15            | 17.25                               |
| Simpson          | 1                   | 13             | 3                  | 0.23                | 0.55                  | 0                      | 2.39                  | 0                     | 3.48            | 3.48                                |
| TTW              | 2                   | 32             | 54                 | 1.94                | 4.59                  | 28                     | 2.37                  | 3                     | 5.79            | 16.51                               |
| Tunica           | 1                   | 24             | 41                 | 1.71                | 3.99                  | 67                     | 2.34                  | 3                     | 6.46            | 24.66                               |
| Turkey Fork      | 1                   | 21             | 9                  | 0.43                | 1.12                  | 0                      | 2.60                  | 1                     | 9.02            | 9.02                                |
| Washington       | 3                   | 121            | 194                | 1.54                | 4.85                  | 42                     | 3.14                  | 3                     | 6.15            | 20.44                               |
| Wolf             | 3                   | 90             | 278                | 3.05                | 6.32                  | 77                     | 2.15                  | 2                     | 5.89            | 14.55                               |
| <b>Totals</b>    | <b>288</b>          | <b>9,764</b>   | <b>21,459</b>      |                     |                       |                        |                       | <b>288</b>            |                 |                                     |
| <b>Average</b>   |                     |                |                    | <b>2.22</b>         | <b>4.36</b>           | <b>46</b>              | <b>2.06</b>           | <b>1.04</b>           | <b>5.12</b>     | <b>14.39</b>                        |

**Table 2. Final rankings of tournament lakes in Mississippi based on 2010 reports.**

| Ranked by "Fishing Quality Indicators" from lakes with 5 or more tournament reports |      |                                      |      |                                      |      |   |       |                                |      |   |       |              |              |
|---|------|--------------------------------------|------|--------------------------------------|------|---|-------|--------------------------------|------|---|-------|--------------|--------------|
| Average weight/bass (lbs.)  |      | Average Number Caught per 8-hour day |      | Average Pounds Caught per 8-hour day |      | Index of hours to catch a bass > 5 lbs. |       | Average big bass weight (lbs.) |      | Average 1 <sup>st</sup> place weight (lbs.) |       | Overall Rank |              |
| Ferguson  | 2.74 | Lock B                               | 3.36 | Lock B                               | 6.88 | Lincoln Pk                              | 1.35  | Enid                           | 6.66 | Ferguson                                    | 21.49 | #1           | Enid         |
| Pickwick  | 2.47 | Pearl River                          | 3.17 | Pickwick                             | 6.12 | Lock B                                  | 1.47  | Lincoln Pk                     | 6.40 | Enid  | 19.86 | #2           | Bay Springs  |
| Bay Springs   | 2.47 | Aliceville                           | 2.82 | Ferguson                             | 6.09 | Bay Springs                             | 1.47  | Sardis                         | 6.15 | Pickwick                                    | 17.80 | #3           | Lock B TTW   |
| Ross Barnett  | 2.24 | Bay Springs                          | 2.74 | Bay Springs                          | 5.99 | Enid                                    | 1.89  | Ferguson                       | 6.09 | Sardis                                      | 17.25 | #4           | Ferguson     |
| Aberdeen  | 2.20 | Enid                                 | 2.73 | Enid                                 | 5.43 | Okatibbee                               | 2.02  | Ross Barnett                   | 6.01 | Ross Barnett                                | 17.17 | #5           | Pickwick     |
| Columbus  | 2.13 | Pickwick                             | 2.62 | Ross Barnett                         | 5.07 | Ross Barnett                            | 2.02  | Okatibbee                      | 5.91 | Aliceville                                  | 16.56 | #6           | Ross Barnett |
| Lock B  | 2.05 | Back Bay                             | 2.61 | Aliceville                           | 5.04 | Aliceville                              | 2.50  | Lock B                         | 5.76 | Bay Springs                                 | 16.44 | #7           | Sardis       |
| Enid  | 2.02 | Sardis                               | 2.42 | Pearl River                          | 4.80 | Ferguson                                | 2.65  | Pickwick                       | 5.68 | Okatibbee                                   | 16.36 | #8           | Aliceville   |
| Lincoln Pk  | 2.01 | Okatibbee                            | 2.37 | Sardis                               | 4.68 | Back Bay                                | 2.69  | Bay Springs                    | 5.57 | Lock B                                      | 15.61 | #9           | Okatibbee    |
| Sardis  | 1.93 | Ferguson                             | 2.32 | Okatibbee                            | 4.41 | Pickwick                                | 3.07  | Aliceville                     | 5.01 | Columbus                                    | 14.46 | #10          | Lincoln Park |
| Okatibbee   | 1.91 | Ross Barnett                         | 2.31 | Columbus                             | 4.38 | Sardis                                  | 3.28  | Columbus                       | 4.80 | Lincoln Pk                                  | 14.45 | #11          | Pearl River  |
| Aliceville  | 1.85 | Lincoln Pk                           | 2.30 | Lincoln Pk                           | 4.24 | Columbus                                | 9.53  | Back Bay                       | 4.68 | Aberdeen                                    | 13.31 | #12          | Columbus     |
| Back Bay  | 1.62 | Columbus                             | 2.15 | Back Bay                             | 4.15 | Pascagoula                              | 12.05 | Pearl River                    | 3.86 | Back Bay                                    | 11.97 | #13          | Back Bay     |
| Pearl River   | 1.60 | Pascagoula                           | 2.09 | Aberdeen                             | 4.04 | Pearl River                             | 20.15 | Pascagoula                     | 3.79 | Pearl River                                 | 11.28 | #14          | Aberdeen     |
| Pascagoula  | 1.49 | Aberdeen                             | 1.84 | Pascagoula                           | 3.16 | Aberdeen                                | 0.00  | Aberdeen                       | 3.34 | Ferguson                                    | 21.49 | #15          | Pascagoula   |

