

2016 CRAPPIE TOURNAMENT SUMMARY



FISHERIES BUREAU



MISSISSIPPI WILDLIFE, FISHERIES, AND PARKS

1505 Eastover Drive
Jackson, MS 39211



Your purchase of fishing equipment and motor boat fuels supports Sport Fish Restoration and boating access facilities.

In 2014, Mississippi Department of Wildlife, Fisheries, and Parks (MDWFP) biologists began to archive information from crappie tournaments throughout the state of Mississippi. This data should prove to be helpful in managing one of the most popular sport fish in the state, as well as provide crappie anglers with valuable information that can be used to schedule future tournaments.

MDWFP was able to archive results from 22 crappie tournaments at 9 different lakes in 2016. Grenada Lake, Lake Washington, Ross Barnett Reservoir, and Enid Lake produced the best results, and Grenada produced significantly more crappie over 3 pounds than any other lake. The following summarizes the most notable results from 2016.

- Grenada Lake finished as the top lake in overall quality indicator rankings followed by Ross Barnett, Lake Washington, and Enid Lake (Table 2). It should be noted that there were more tournaments at Grenada Lake and Lake Washington compared to other lakes.
- 20 crappie over 3 pounds were weighed in, 19 of which came from Grenada Lake. Ross Barnett produced the other. This was a decrease from 2015, when 34 crappie over 3 pounds were weighed in.

Statewide Tournament Statistics

2.85 - Number of crappie caught per angler-day

3.66 - Pounds of crappie caught per angler-day

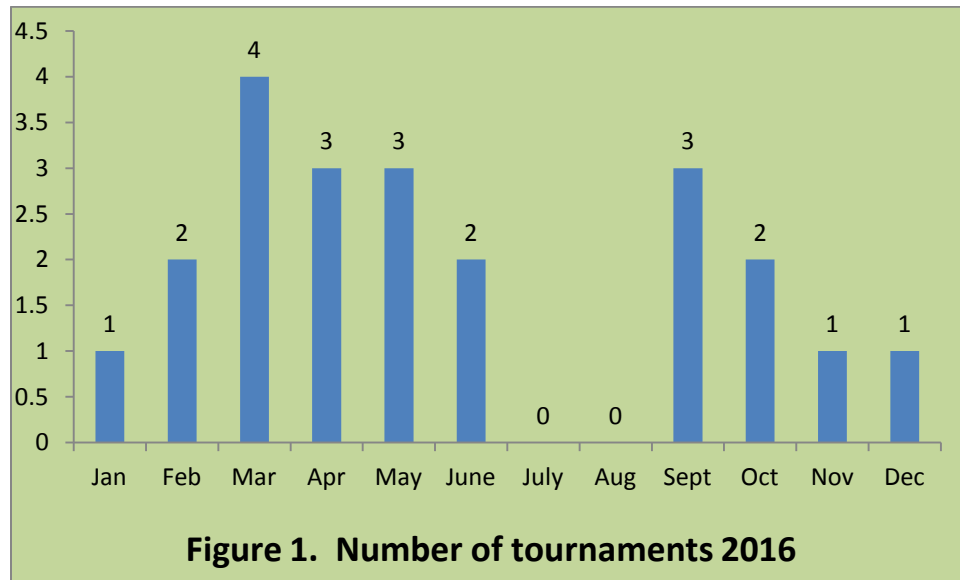
1.40 - Average weight of crappie caught

87 - Hours to catch a 2 pound crappie

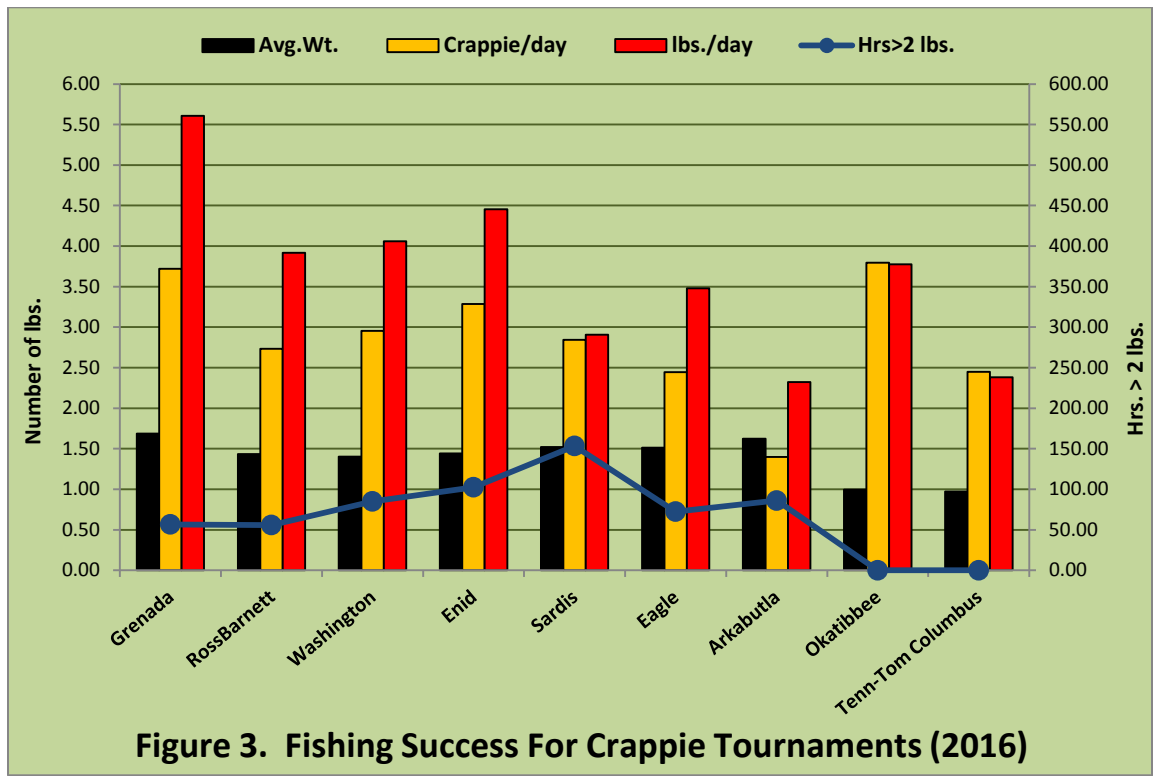
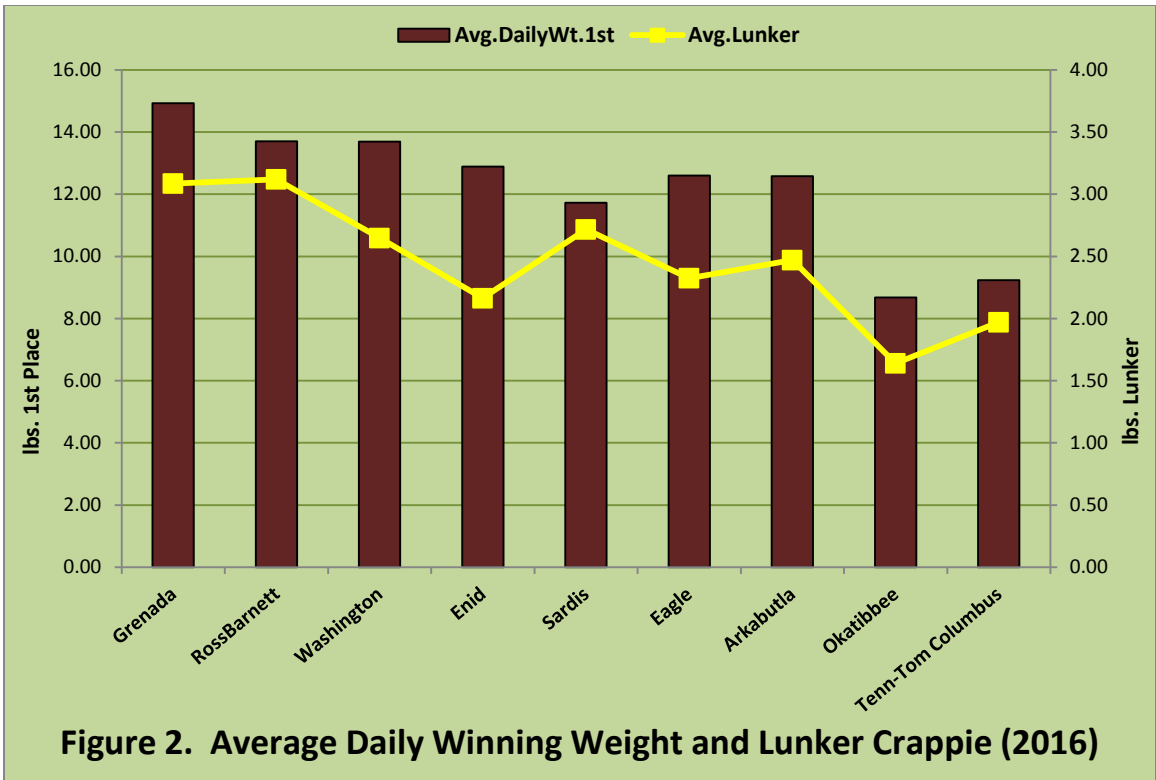
2.46 - Average lunker, or biggest crappie weight

12.22 - Average daily 1st place weight

- A total of 2,031 anglers participated in the 22 tournaments. Grenada Lake and Lake Washington had the most tournaments. The majority of tournaments occurred from March through June. No tournaments were held in the months of July and August (Figure 1).



- It took a daily average of 12.22 pounds to win a crappie tournament (Figure 2). This was a 0.06 pound increase in winning weight compared to the average from 2015.
- Average crappie weight ranged from 0.97 pounds at the Tennessee Tombigbee Waterway to 1.69 pounds at Grenada Lake. The statewide average weight was 1.40 pounds, a slight increase from the average in 2015. The number of crappie caught per angler per day was highest at Okatibbee and the pounds caught per angler per day was highest at Grenada Lake (Figure 3).
- The number of hours to catch a 2 pound or larger crappie was shortest at Grenada Lake and longest at the Tenn-Tom Waterway and Okatibbee. There was a significant decrease in the hours in 2016 (87 hours), compared to 2015 (138 hours), needed to catch a 2 pound or larger crappie.



- The average lunker (biggest) crappie caught per tournament was 2.46 pounds (Figure 2). This was a slight decrease from the average of 2.53 pounds in 2015.
- Three of the top 5 heaviest 7-crappie limits came from Grenada Lake (Table 1). Three different tournament organizations reported tournament results in 2016.

Table 1. Top 10 heaviest average daily 1st place weights from 2016

Lake	Date	Tournament	Daily 1 st Place Weight
Grenada	25-26 March	Crappie Masters	17.53
Grenada	19 March	Magnolia	17.52
Washington	27 February	Magnolia	15.26
Eagle	10 December	Magnolia	14.71
Grenada	10-11 June	Magnolia	14.66
Washington	12 March	Crappie Masters	14.57
Sardis	15 October	Magnolia	14.46
Washington	20 February	Fruit Jar	14.25
Ross Barnett	16 April	Magnolia	13.70
Arkabutla	17 September	Magnolia	13.66

- All reported crappie tournaments were team events, although in some cases anglers would occasionally fish by themselves.
- Tournament bag limits were 7 crappie per team each day. Some tournaments lasted two days but most were one day events.

Table 2. Final rankings of crappie tournament lakes in Mississippi based on 2016 results.

Overall Rank*	Hours to catch a crappie > 2 lbs.	Average daily weight 1 st place	Average lunker	Average weight	Average crappie per angler per day	Average lbs. per angler per day
#1 Grenada (5)	Barnett 56	Grenada 14.93	Barnett 3.12	Grenada 1.69	Okatibbee 3.80	Grenada 5.61
#2 Barnett (1)	Grenada 57	Barnett 13.70	Grenada 3.09	Arkabutla 1.62	Grenada 3.72	Enid 4.45
#3 Washington (4)	Eagle 72	Washington 13.69	Sardis 2.72	Sardis 1.52	Enid 3.29	Washington 4.06
#4 Enid (3)	Washington 85	Enid 12.89	Washington 2.65	Eagle 1.51	Washington 2.95	Barnett 3.92
#5 Eagle (2)	Arkabutla 86	Eagle 12.60	Arkabutla 2.47	Enid 1.44	Sardis 2.84	Okatibbee 3.78
#5 Sardis (3)	Enid 102	Arkabutla 12.58	Eagle 2.33	Barnett 1.43	Barnett 2.73	Eagle 3.48
#7 Arkabutla (2)	Sardis 153	Sardis 11.72	Enid 2.16	Washington 1.40	Tenn-Tom 2.45	Sardis 2.91
#8 Okatibbee (1)	Okatibbee NA	Tenn-Tom 9.23	Tenn-Tom 1.97	Okatibbee 0.99	Eagle 2.44	Tenn-Tom 2.38
#9 Tenn-Tom (1)	Tenn-Tom NA	Okatibbee 8.68	Okatibbee 1.64	Tenn-Tom 0.97	Arkabutla 1.40	Arkabutla 2.32

*Number of tournament samples in parenthesis

The results from these tournaments can be utilized by biologists, anglers, and tournament organizations to improve crappie management, increase angling success, and improve tournament success and participation. Tournament reports help provide more insight into the health of crappie fisheries throughout the state.