

Harvest History Updated Report

Date 5/13/2018

*** CALHOUN COUNTY WMA ***

Club Number '9202'

2017 Season

County = Calhoun
Soil Region = Upper Coastal Plain
State = MS-WMA

Biologist = Brad Holder

Acres = 7545
Years on DMAP = 25
% Data Collected = 69.2

Table 1. Harvest Summary

	Number Harvested	Acres/ Deer Harvested
Bucks	13	580
Does	0	0
Totals	13	580

Table 2. Harvest History

	2017	2016	2015	2014	2013	2012	2011	2010	2009	2008	UCP 2016	Club Avg
Acres	7545	9130	9130	9130	9130	9130	9130	9888	9888	9888	420997	9199
Total Deer	13	13	66	33	63	81	107	87	87	62	2273	61
Bucks	13	7	36	18	36	31	47	44	45	40	842	32
Does	0	6	30	15	27	50	60	43	42	22	1431	33
Acres/Deer	580	702	138	277	145	113	85	114	114	159	185	150
Bucks	580	1304	254	507	254	295	194	225	220	247	500	290
Does	0	1522	304	609	338	183	152	230	235	449	294	281

Table 3. Age Distribution

Age	Bucks		Does	
	Num	%	Num	%
0.5	0	0	0	0
1.5	1	11	0	0
2.5	1	11	0	0
3.5	4	44	0	0
4.5	3	33	0	0
5.5	0	0	0	0
6.5	0	0	0	0
7.5	0	0	0	0
8.5+	0	0	0	0
Totals	9		0	

Harvest History Updated Report

Date 5/13/2018

*** CALHOUN COUNTY WMA ***

Club Number '9202'

Table 4. Statistics for Doe Harvest

Age	Number Harvested	Average Live Weight	Percent Lactating
0.5	0	0	0
1.5	0	0	0
2.5	0	0	0
3.5	0	0	0
4.5	0	0	0
5.5	0	0	0
6.5	0	0	0
7.5	0	0	0
8.5+	0	0	0
Totals	0	0	

Table 5. Doe Harvest History

	2017	2016	2015	2014	2013	2012	2011	2010	2009	2008	UCP 2016	Club Avg
Does	0	3	23	15	23	35	43	43	45	20	1431	25
Acres/Doe	0	3043	397	609	397	261	212	230	220	494	294	368
Doe Age-Wgt												
% 0.5	0	0	4	7	17	9	12	14	2	10	11	9
% 1.5	0	67	30	40	30	40	30	44	40	70	18	40
% 2.5	0	0	26	13	17	14	21	23	27	5	16	20
% 3.5+	0	33	39	40	35	37	37	19	31	15	50	31
Wght 0.5	0	0	65	77	50	51	59	51	46	61	59	55
Wght 1.5	0	90	91	105	90	100	93	87	82	95	85	91
Wght 2.5	0	0	94	98	109	107	110	102	106	148	93	105
Wght 3.5+	0	100	100	107	105	112	110	106	106	117	102	107
% Lactation												
1.5	0	0	43	50	29	36	15	42	35	57	9	37
2.5	0	0	67	0	50	60	33	20	83	0	51	49
2.5+	0	0	47	13	42	53	42	17	62	50	57	42
3.5+	0	0	33	17	38	50	47	13	43	67	59	38

Harvest History Updated Report

Date 5/13/2018

*** CALHOUN COUNTY WMA ***

Club Number '9202'

Table 6. Statistics for Yearling Bucks

	Number	Percent	Avg. Live Weight	Average Points
Spikes	0	0	103	0.0
Forks	1	100	0	0.0
Totals	1			

Table 7. Buck Statistics

Age	Live Weight		Points		Base		Length		Spread	
	Num	Avg	Num	Avg	Num	Avg	Num	Avg	Num	Avg
0.5	0	0	0	0.0	0	0.0	0	0	0	0.0
1.5	1	103	1	0.0	1	3.0	1	11.5	1	8.3
2.5	1	148	1	5.0	1	3.5	1	14.9	1	12.5
3.5	4	143	4	8.7	4	4.1	4	16.1	4	13.9
4.5	3	173	3	6.7	3	3.7	3	15.7	3	13.1
5.5	0	0	0	0.0	0	0.0	0	0	0	0.0
6.5	0	0	0	0.0	0	0.0	0	0	0	0.0
7.5	0	0	0	0.0	0	0.0	0	0	0	0.0
8.5+	0	0	0	0.0	0	0.0	0	0	0	0.0

Harvest History Updated Report

Date 5/13/2018

*** CALHOUN COUNTY WMA ***

Club Number '9202'

Table 8. Buck Harvest History (All Bucks)

	2017	2016	2015	2014	2013	2012	2011	2010	2009	2008	UCP 2016	Club Avg
Bucks	9	5	20	18	29	30	41	44	42	38	842	28
Acres/Buck	838	1,826	457	507	315	304	223	225	235	260	500	333
% .5 Bucks	0	20	5	6	7	10	12	18	0	3	4.75	7.97
# .5 Bucks	0	1	1	1	2	3	5	8	0	1	40	2.2
Avg Weight	0	48	45	50	59	51	55	53	0	70	57	54
% 1.5 Bucks	11	20	40	28	45	30	32	27	40	50	13	35.5
# 1.5 Bucks	1	1	8	5	13	9	13	12	17	19	108	9.8
% Spikes	0	0	0	20	8	11	18	17	20	21	69	15
Avg Weight	103	118	141	122	138	125	114	129	113	126	97	125
Avg Points	0.0	5.0	7.3	5.4	5.3	4.9	5.5	5.8	5.3	5.9	3	6
Avg Base	3.0	2.8	3.2	3.0	2.9	2.7	2.4	3.1	3.0	3.2	1.9	3.0
Avg Length	11.5	10.3	13.4	11.5	11.6	12.2	10.9	12.2	11.3	12.8	5.4	12.0
Avg Spread	8.3	7.5	11.4	12.3	11.4	9.3	8.8	10.8	9.4	11.3	5.5	10.4
% 2.5 Bucks	11	20	20	44	31	30	37	20	24	29	22	27.9
# 2.5 Bucks	1	1	4	8	9	9	15	9	10	11	188	7.7
Avg Weight	148	161	142	147	134	157	134	142	135	157	136	144
Avg Points	5.0	7.0	7.8	7.0	6.8	7.1	6.4	7.6	7.0	8.5	7	7
Avg Base	3.5	3.3	3.7	3.7	2.9	3.1	3.3	3.8	3.4	4.6	3.3	3.6
Avg Length	14.9	15.6	13.7	16	14.7	14.9	14.8	14.9	13.8	17	14.3	15.1
Avg Spread	12.5	11.5	13.6	12.3	10.5	12.6	11.8	12.3	12.2	13.9	11.6	12.3
% 3.5 Bucks	44	20	25	22	10	10	12	23	31	13	26.2	19
# 3.5 Bucks	4	1	5	4	3	3	5	10	13	5	221	5
Avg Weight	143	141	162	170	145	152	166	157	160	158	145	158
Avg Points	8.7	8.0	8.0	9.0	7.7	8.3	7.4	7.8	9.0	8.8	7	8
Avg Base	4.1	3.0	4.0	4.2	4.0	3.6	4.0	4.6	4.8	4.6	3.8	4.3
Avg Length	16.1	15	16.1	17.7	15.4	14.4	16.5	16.1	18.6	19.1	15.9	17.0
Avg Spread	13.9	12.0	14.2	16.2	13.5	13.8	14.0	13.1	15.1	14.9	13.0	14.3
% 4.5+ Bucks	33	20	10	0	7	20	7	11	5	5	26	9.4
# 4.5+ Bucks	3	1	2	0	2	6	3	5	2	2	216	2.6
Avg Weight	173	115	171	0	171	179	162	197	173	183	160	176
Avg Points	6.7	4.0	9.0	0.0	8.5	8.0	10.3	9.0	9.5	9.5	8	9
Avg Base	3.7	3.0	5.6	0.0	4.6	3.8	4.5	5.4	4.2	5.3	4.2	4.5
Avg Length	15.7	13	18	0	17.5	18.6	16.3	20.5	17.6	21.1	18.1	18.1
Avg Spread	13.1	10.0	15.3	0.0	17.8	14.3	9.6	16.1	13.4	17.8	14.8	14.3

Harvest History Updated Report

Date 5/13/2018

*** CALHOUN COUNTY WMA ***

Club Number '9202'

Table 8. Trophy Buck Harvest History

	2017	2016	2015	2014	2013	2012	2011	2010	2009	2008	UCP 2016	Club Avg
Bucks	9	5	20	18	29	30	41	44	42	38	842	28
Acres/Buck	838	1,826	457	507	315	304	223	225	235	260	500	333
% .5 Bucks	0	20	5	6	7	10	12	18	0	3	4.75	7.97
# .5 Bucks	0	1	1	1	2	3	5	8	0	1	40	2.2
Avg Weight	0	48	45	50	59	51	55	53	0	70	57	54
% 1.5 Bucks	11	20	40	28	45	30	32	27	40	50	10	35.5
# 1.5 Bucks	1	1	8	5	13	9	13	12	17	19	87	9.8
% Spikes	0	0	0	20	8	11	18	17	20	21	60	15
Avg Weight	103	118	141	122	138	125	114	129	113	126	97	125
Avg Points	0.0	5.0	7.3	5.4	5.3	4.9	5.5	5.8	5.3	5.9	3	6
Avg Base	3.0	2.8	3.2	3.0	2.9	2.7	2.4	3.1	3.0	3.2	2.0	3.0
Avg Length	11.5	10.3	13.4	11.5	11.6	12.2	10.9	12.2	11.3	12.8	6.1	12.0
Avg Spread	8.3	7.5	11.4	12.3	11.4	9.3	8.8	10.8	9.4	11.3	5.8	10.4
% 2.5 Bucks	11	20	20	44	31	30	37	20	24	29	21	27.9
# 2.5 Bucks	1	1	4	8	9	9	15	9	10	11	181	7.7
Avg Weight	148	161	142	147	134	157	134	142	135	157	136	144
Avg Points	5.0	7.0	7.8	7.0	6.8	7.1	6.4	7.6	7.0	8.5	7	7
Avg Base	3.5	3.3	3.7	3.7	2.9	3.1	3.3	3.8	3.4	4.6	3.3	3.6
Avg Length	14.9	15.6	13.7	16	14.7	14.9	14.8	14.9	13.8	17	14.3	15.1
Avg Spread	12.5	11.5	13.6	12.3	10.5	12.6	11.8	12.3	12.2	13.9	11.6	12.3
% 3.5 Bucks	44	20	25	22	10	10	12	23	31	13	24	19
# 3.5 Bucks	4	1	5	4	3	3	5	10	13	5	202	5
Avg Weight	143	141	162	170	145	152	166	157	160	158	147	158
Avg Points	8.7	8.0	8.0	9.0	7.7	8.3	7.4	7.8	9.0	8.8	8	8
Avg Base	4.1	3.0	4.0	4.2	4.0	3.6	4.0	4.6	4.8	4.6	3.8	4.3
Avg Length	16.1	15	16.1	17.7	15.4	14.4	16.5	16.1	18.6	19.1	16.2	17.0
Avg Spread	13.9	12.0	14.2	16.2	13.5	13.8	14.0	13.1	15.1	14.9	13.1	14.3
% 4.5+ Bucks	33	20	10	0	7	20	7	11	5	5	25	9.4
# 4.5+ Bucks	3	1	2	0	2	6	3	5	2	2	209	2.6
Avg Weight	173	115	171	0	171	179	162	197	173	183	161	176
Avg Points	6.7	4.0	9.0	0.0	8.5	8.0	10.3	9.0	9.5	9.5	8	9
Avg Base	3.7	3.0	5.6	0.0	4.6	3.8	4.5	5.4	4.2	5.3	4.2	4.5
Avg Length	15.7	13	18	0	17.5	18.6	16.3	20.5	17.6	21.1	18.2	18.1
Avg Spread	13.1	10.0	15.3	0.0	17.8	14.3	9.6	16.1	13.4	17.8	14.8	14.3

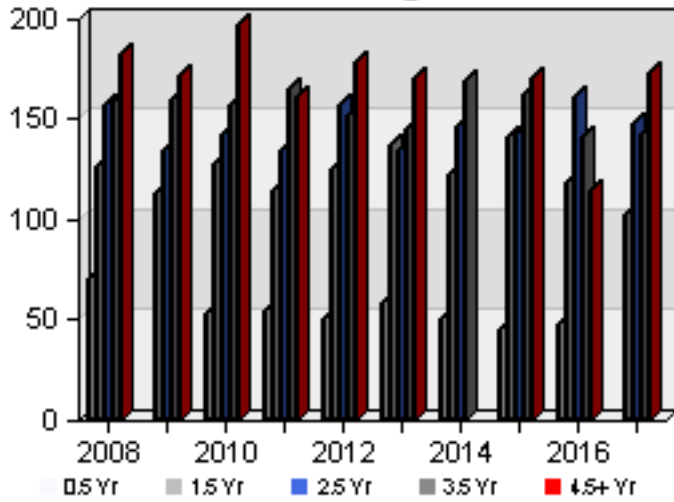
Harvest History Updated Report

Date 5/13/2018

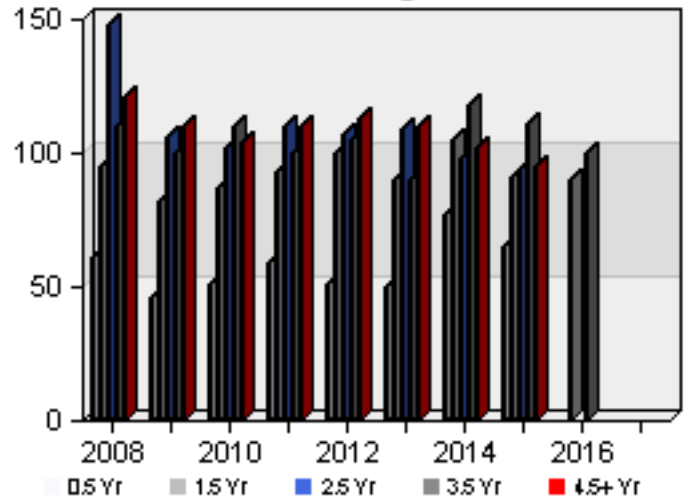
*** CALHOUN COUNTY WMA ***

Club Number '9202'

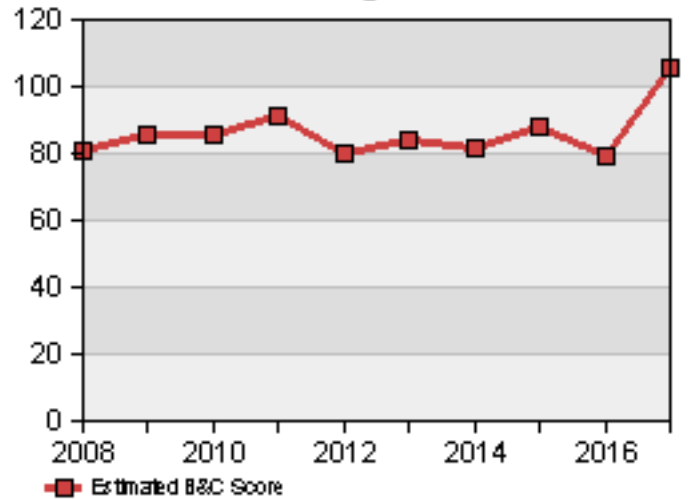
Buck Live Weights



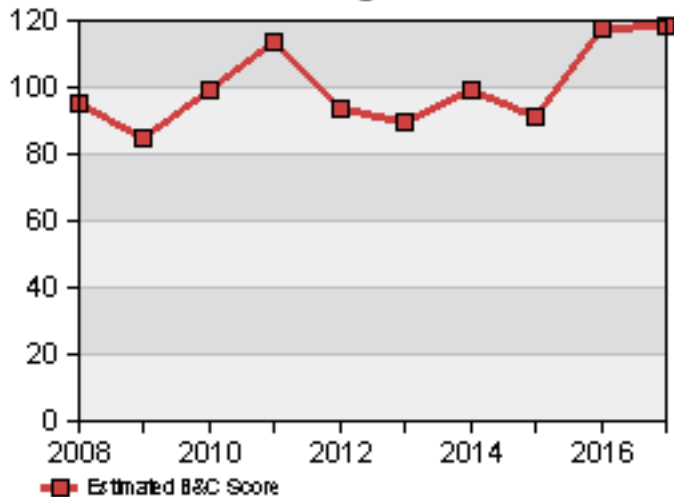
Doe Live Weights



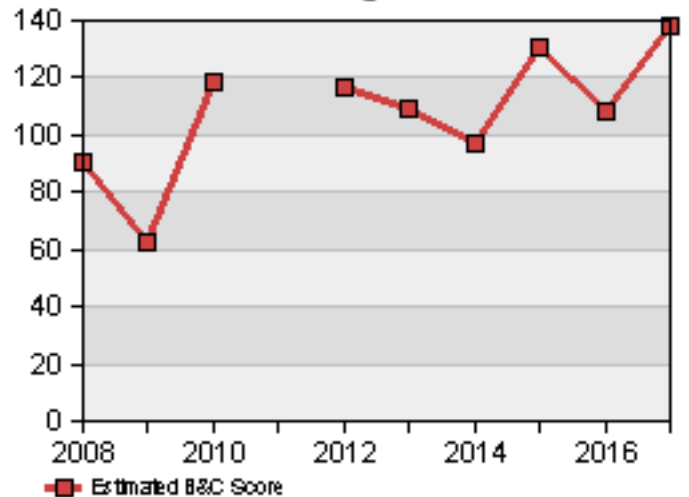
2.5 Year Old Average B&C Scores



3.5 Year Old Average B&C Scores



4.5 Year Old Average B&C Scores



Harvest History Updated Report

Date 5/13/2018

*** CALHOUN COUNTY WMA ***

Club Number '9202'

