

Harvest History Updated Report

Date 5/10/2018

*** MALMAISON WMA ***

Club Number '9201'

2017 Season

County = Grenada

Soil Region = Upper Thick Loess

State = MS-WMA

Biologist = Brad Holder

Acres = 9953

Years on DMAP = 27

% Data Collected = 100

Table 1. Harvest Summary

	Number Harvested	Acres/ Deer Harvested
Bucks	25	398
Does	41	243
Totals	66	151

Table 2. Harvest History

	2017	2016	2015	2014	2013	2012	2011	2010	2009	2008	Uthick 2016	Club Avg
Acres	9953	9953	9953	10000	10000	10000	10000	10000	10000	10000	220442	9986
Total Deer	66	48	54	84	64	87	72	63	92	120	3722	75
Bucks	25	25	12	19	17	34	21	20	27	32	1244	23
Does	41	23	42	65	47	53	51	43	65	88	2478	52
Acres/Deer	151	207	184	119	156	115	139	159	109	83	59	133
Bucks	398	398	829	526	588	294	476	500	370	312	177	430
Does	243	433	237	154	213	189	196	233	154	114	89	193

Table 3. Age Distribution

Age	Bucks		Does	
	Num	%	Num	%
0.5	0	0	11	27
1.5	1	4	4	10
2.5	0	0	6	15
3.5	10	40	8	20
4.5	5	20	3	7
5.5	5	20	4	10
6.5	2	8	2	5
7.5	0	0	2	5
8.5+	2	8	1	2
Totals	25		41	

Harvest History Updated Report

Date 5/10/2018

*** MALMAISON WMA ***

Club Number '9201'

Table 4. Statistics for Doe Harvest

Age	Number Harvested	Average Live Weight	Percent Lactating
0.5	11	68	0
1.5	4	107	0
2.5	6	105	17
3.5	8	116	29
4.5	3	106	33
5.5	4	115	33
6.5	2	108	0
7.5	2	92	50
8.5+	1	140	0
Totals	41	99	

Table 5. Doe Harvest History

	2017	2016	2015	2014	2013	2012	2011	2010	2009	2008	Uthick 2016	Club Avg
Does	41	23	42	65	47	50	51	46	63	86	2478	51
Acres/Doe	243	433	237	154	213	200	196	217	159	116	89	194
Doe Age-Wgt												
% 0.5	27	17	12	8	9	10	14	26	6	12	8	13
% 1.5	10	26	29	37	40	28	20	17	22	27	19	26
% 2.5	15	30	26	15	15	14	12	11	16	14	19	16
% 3.5+	49	26	33	40	36	48	55	46	56	48	53	45
Wght 0.5	68	55	90	60	65	67	66	69	59	59	63	66
Wght 1.5	107	87	99	101	97	102	96	100	94	98	101	98
Wght 2.5	105	99	104	114	108	112	106	99	106	103	111	106
Wght 3.5+	112	111	116	112	112	111	116	113	109	116	116	113
% Lactation												
1.5	0	0	0	0	5	21	10	0	0	9	10	5
2.5	17	43	18	11	0	29	17	40	40	50	61	28
2.5+	26	50	32	31	45	43	33	31	39	55	68	39
3.5+	29	60	43	38	59	48	37	29	38	56	70	43

Harvest History Updated Report

Date 5/10/2018

*** MALMAISON WMA ***

Club Number '9201'

Table 6. Statistics for Yearling Bucks

	Number	Percent	Avg. Live Weight	Average Points
Spikes	0	0	0	0.0
Forks	1	100	130	4.0
Totals	1			

Table 7. Buck Statistics

Age	Live Weight		Points		Base		Length		Spread	
	Num	Avg	Num	Avg	Num	Avg	Num	Avg	Num	Avg
0.5	0	0	0	0.0	0	0.0	0	0	0	0.0
1.5	1	130	1	4.0	1	2.2	1	8.5	1	5.5
2.5	0	0	0	0.0	0	0.0	0	0	0	0.0
3.5	10	202	10	8.5	10	3.9	10	18	10	15.4
4.5	5	192	5	8.6	5	3.9	5	19.8	5	17.0
5.5	5	225	5	11.0	5	5.3	5	21.3	5	15.6
6.5	2	225	2	9.0	2	5.0	2	22.2	2	16.5
7.5	0	0	0	0.0	0	0.0	0	0	0	0.0
8.5+	2	215	2	10.0	2	6.3	2	22.1	2	15.5

Harvest History Updated Report

Date 5/10/2018

*** MALMAISON WMA ***

Club Number '9201'

Table 8. Buck Harvest History (All Bucks)

	2017	2016	2015	2014	2013	2012	2011	2010	2009	2008	Uthick 2016	Club Avg
Bucks	25	25	12	18	16	31	20	16	24	30	1244	22
Acres/Buck	398	398	829	556	625	323	500	625	417	333	177	460
% .5 Bucks	0	0	0	6	0	16	5	12	4	3	5.63	5.07
# .5 Bucks	0	0	0	1	0	5	1	2	1	1	70	1.1
Avg Weight	0	0	0	55	0	59	60	68	50	83	65	62
% 1.5 Bucks	4	16	8	11	6	13	5	6	12	30	15	12.4
# 1.5 Bucks	1	4	1	2	1	4	1	1	3	9	192	2.7
% Spikes	0	50	0	50	100	75	100	0	67	89	87	69
Avg Weight	130	141	125	109	125	124	100	81	108	114	110	118
Avg Points	4.0	3.0	6.0	4.0	1.0	3.5	2.0	0.0	2.3	2.1	2	3
Avg Base	2.2	1.8	0.0	1.9	1.0	2.2	5.5	0.0	1.6	1.8	1.8	2.2
Avg Length	8.5	9.6	0	6.4	2	6.2	0	0	2	4.3	4.5	5.7
Avg Spread	5.5	7.0	0.0	5.5	0.0	5.7	6.8	0.0	3.5	3.7	5.1	5.1
% 2.5 Bucks	0	28	33	11	12	0	10	0	12	7	7	10.1
# 2.5 Bucks	0	7	4	2	2	0	2	0	3	2	87	2.2
Avg Weight	0	154	179	149	160	0	162	0	133	130	148	154
Avg Points	0.0	7.6	8.3	7.5	7.5	0.0	7.0	0.0	7.7	5.0	7	7
Avg Base	0.0	3.6	3.9	2.8	3.6	0.0	3.3	0.0	3.3	2.7	3.4	3.4
Avg Length	0	15.9	15.6	13.8	15.2	0	14.5	0	15.4	14.8	15.0	15.3
Avg Spread	0.0	13.8	12.5	12.0	11.9	0.0	12.0	0.0	10.7	12.4	12.4	12.5
% 3.5 Bucks	40	32	50	61	62	29	50	38	46	30	18.5	41
# 3.5 Bucks	10	8	6	11	10	9	10	6	11	9	230	9
Avg Weight	202	205	181	177	165	152	175	176	162	169	168	175
Avg Points	8.5	9.5	8.8	7.4	7.5	8.3	8.2	8.5	8.5	8.8	8	8
Avg Base	3.9	4.3	4.1	4.5	3.6	3.4	3.5	3.7	4.0	4.0	4.0	3.9
Avg Length	18	19.7	19.7	19	16.2	15.8	16.9	17.3	18	18.6	17.6	17.8
Avg Spread	15.4	15.0	16.0	15.2	13.6	13.6	14.1	14.8	13.8	14.9	14.3	14.6
% 4.5+ Bucks	56	24	8	11	19	42	30	44	25	30	50	30.9
# 4.5+ Bucks	14	6	1	2	3	13	6	7	6	9	628	6.7
Avg Weight	212	206	260	178	196	173	174	195	163	180	183	189
Avg Points	9.7	8.8	11.0	8.5	10.0	8.7	10.2	9.0	9.5	8.7	8	9
Avg Base	4.7	5.1	6.4	4.8	4.6	4.5	4.5	4.2	4.8	4.3	4.6	4.6
Avg Length	21.1	20.9	22	21.6	17.6	20.1	18.6	19.4	20.5	19.5	19.9	20.1
Avg Spread	16.2	15.3	20.5	15.8	18.5	15.2	14.2	16.1	17.8	16.3	16.2	16.0

Harvest History Updated Report

Date 5/10/2018

*** MALMAISON WMA ***

Club Number '9201'

Table 8. Trophy Buck Harvest History

	2017	2016	2015	2014	2013	2012	2011	2010	2009	2008	Uthick 2016	Club Avg
Bucks	25	25	12	18	16	31	20	16	24	30	1244	22
Acres/Buck	398	398	829	556	625	323	500	625	417	333	177	460
% .5 Bucks	0	0	0	6	0	16	5	12	4	3	5.63	5.07
# .5 Bucks	0	0	0	1	0	5	1	2	1	1	70	1.1
Avg Weight	0	0	0	55	0	59	60	68	50	83	65	62
% 1.5 Bucks	4	16	8	11	6	13	5	6	12	30	9	12.4
# 1.5 Bucks	1	4	1	2	1	4	1	1	3	9	108	2.7
% Spikes	0	50	0	50	100	75	100	0	67	89	74	69
Avg Weight	130	141	125	109	125	124	100	81	108	114	113	118
Avg Points	4.0	3.0	6.0	4.0	1.0	3.5	2.0	0.0	2.3	2.1	3	3
Avg Base	2.2	1.8	0.0	1.9	1.0	2.2	5.5	0.0	1.6	1.8	1.9	2.2
Avg Length	8.5	9.6	0	6.4	2	6.2	0	0	2	4.3	5.8	5.7
Avg Spread	5.5	7.0	0.0	5.5	0.0	5.7	6.8	0.0	3.5	3.7	5.9	5.1
% 2.5 Bucks	0	28	33	11	12	0	10	0	12	7	6	10.1
# 2.5 Bucks	0	7	4	2	2	0	2	0	3	2	80	2.2
Avg Weight	0	154	179	149	160	0	162	0	133	130	149	154
Avg Points	0.0	7.6	8.3	7.5	7.5	0.0	7.0	0.0	7.7	5.0	7	7
Avg Base	0.0	3.6	3.9	2.8	3.6	0.0	3.3	0.0	3.3	2.7	3.4	3.4
Avg Length	0	15.9	15.6	13.8	15.2	0	14.5	0	15.4	14.8	15.0	15.3
Avg Spread	0.0	13.8	12.5	12.0	11.9	0.0	12.0	0.0	10.7	12.4	12.4	12.5
% 3.5 Bucks	40	32	50	61	62	29	50	38	46	30	17.4	41
# 3.5 Bucks	10	8	6	11	10	9	10	6	11	9	217	9
Avg Weight	202	205	181	177	165	152	175	176	162	169	168	175
Avg Points	8.5	9.5	8.8	7.4	7.5	8.3	8.2	8.5	8.5	8.8	8	8
Avg Base	3.9	4.3	4.1	4.5	3.6	3.4	3.5	3.7	4.0	4.0	4.1	3.9
Avg Length	18	19.7	19.7	19	16.2	15.8	16.9	17.3	18	18.6	17.7	17.8
Avg Spread	15.4	15.0	16.0	15.2	13.6	13.6	14.1	14.8	13.8	14.9	14.5	14.6
% 4.5+ Bucks	56	24	8	11	19	42	30	44	25	30	47	30.9
# 4.5+ Bucks	14	6	1	2	3	13	6	7	6	9	584	6.7
Avg Weight	212	206	260	178	196	173	174	195	163	180	183	189
Avg Points	9.7	8.8	11.0	8.5	10.0	8.7	10.2	9.0	9.5	8.7	8	9
Avg Base	4.7	5.1	6.4	4.8	4.6	4.5	4.5	4.2	4.8	4.3	4.6	4.6
Avg Length	21.1	20.9	22	21.6	17.6	20.1	18.6	19.4	20.5	19.5	20.0	20.1
Avg Spread	16.2	15.3	20.5	15.8	18.5	15.2	14.2	16.1	17.8	16.3	16.2	16.0

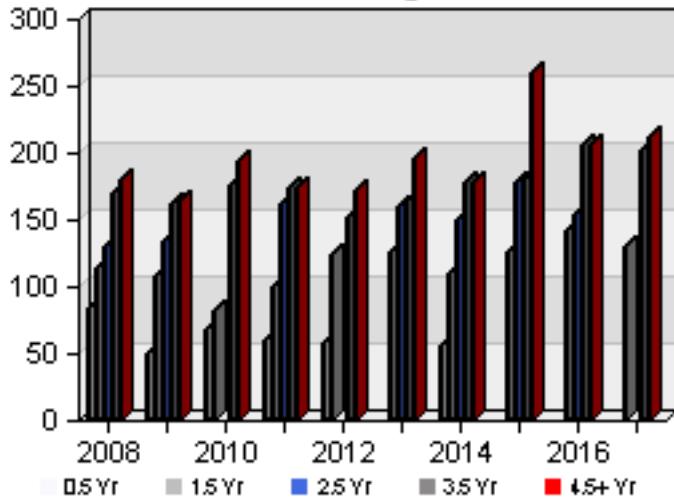
Harvest History Updated Report

Date 5/10/2018

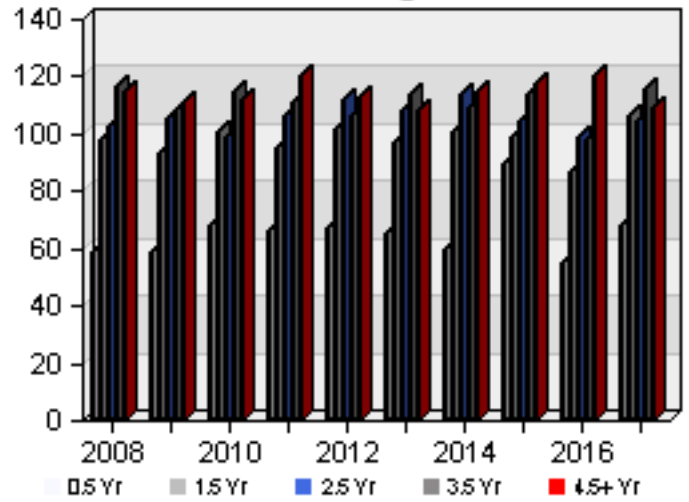
*** MALMAISON WMA ***

Club Number '9201'

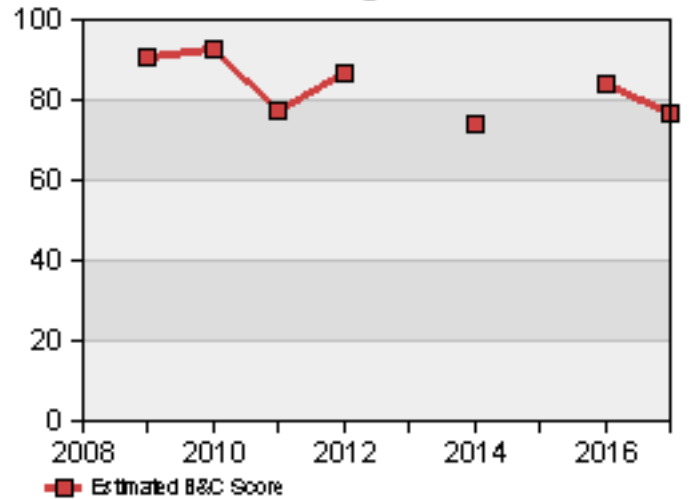
Buck Live Weights



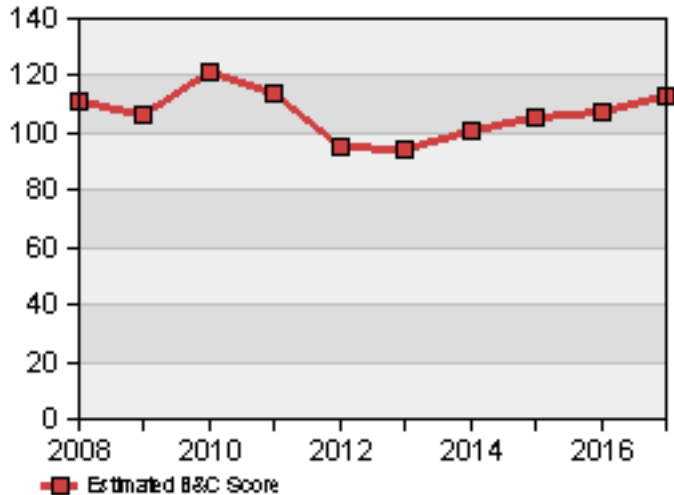
Doe Live Weights



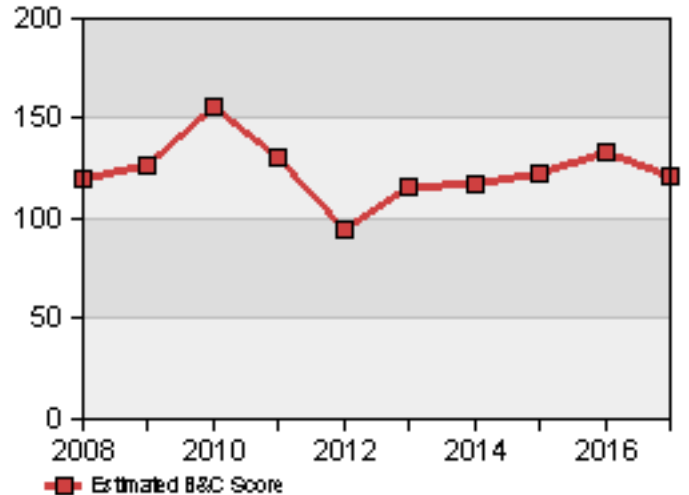
2.5 Year Old Average B&C Scores



3.5 Year Old Average B&C Scores



4.5 Year Old Average B&C Scores



Harvest History Updated Report

Date 5/10/2018

*** MALMAISON WMA ***

Club Number '9201'

