

Harvest History Updated Report

Date 5/15/2018

*** UPPER SARDIS WMA ***

Club Number '9203'

2017 Season

County = Lafayette

Soil Region = Upper Coastal Plain

State = MS-WMA

Biologist = Brad Holder

Acres = 50485

Years on DMAP = 24

% Data Collected = 88.2

Table 1. Harvest Summary

| | Number Harvested | Acres/ Deer Harvested |
|--------|---------------------|--------------------------|
| Bucks | 30 | 1683 |
| Does | 4 | 12621 |
| Totals | 34 | 1485 |

Table 2. Harvest History

| | 2017 | 2016 | 2015 | 2014 | 2013 | 2012 | 2011 | 2010 | 2009 | 2008 | UCP 2016 | Club Avg |
|-------------------|-------|-------|-------|-------|-------|-------|-------|-------|-------|-------|-------------|----------|
| Acres | 50485 | 50485 | 43000 | 43000 | 43000 | 43000 | 43000 | 43000 | 43000 | 43000 | 420997 | 44497 |
| Total Deer | 34 | 77 | 102 | 102 | 113 | 107 | 113 | 105 | 112 | 136 | 2273 | 100 |
| Bucks | 30 | 38 | 39 | 47 | 53 | 59 | 44 | 45 | 48 | 55 | 842 | 46 |
| Does | 4 | 39 | 63 | 55 | 60 | 48 | 69 | 60 | 64 | 81 | 1431 | 54 |
| Acres/Deer | 1485 | 656 | 422 | 422 | 381 | 402 | 381 | 410 | 384 | 316 | 185 | 445 |
| Bucks | 1683 | 1329 | 1103 | 915 | 811 | 729 | 977 | 956 | 896 | 782 | 500 | 972 |
| Does | 12621 | 1294 | 683 | 782 | 717 | 896 | 623 | 717 | 672 | 531 | 294 | 819 |

Table 3. Age Distribution

| Age | Bucks | | Does | |
|--------|-------|----|------|----|
| | Num | % | Num | % |
| 0.5 | 0 | 0 | 0 | 0 |
| 1.5 | 1 | 4 | 0 | 0 |
| 2.5 | 5 | 18 | 1 | 50 |
| 3.5 | 8 | 29 | 0 | 0 |
| 4.5 | 10 | 36 | 0 | 0 |
| 5.5 | 4 | 14 | 1 | 50 |
| 6.5 | 0 | 0 | 0 | 0 |
| 7.5 | 0 | 0 | 0 | 0 |
| 8.5+ | 0 | 0 | 0 | 0 |
| Totals | 28 | | 2 | |

Harvest History Updated Report

Date 5/15/2018

*** UPPER SARDIS WMA ***

Club Number '9203'

Table 4. Statistics for Doe Harvest

| Age | Number Harvested | Average Live Weight | Percent Lactating |
|--------|------------------|---------------------|-------------------|
| 0.5 | 0 | 0 | 0 |
| 1.5 | 0 | 0 | 0 |
| 2.5 | 1 | 96 | 0 |
| 3.5 | 0 | 0 | 0 |
| 4.5 | 0 | 0 | 0 |
| 5.5 | 1 | 100 | 100 |
| 6.5 | 0 | 0 | 0 |
| 7.5 | 0 | 0 | 0 |
| 8.5+ | 0 | 0 | 0 |
| Totals | 2 | 98 | |

Table 5. Doe Harvest History

| | 2017 | 2016 | 2015 | 2014 | 2013 | 2012 | 2011 | 2010 | 2009 | 2008 | UCP 2016 | Club Avg |
|-------------|-------|------|------|------|------|------|------|------|------|------|----------|----------|
| Does | 2 | 25 | 41 | 21 | 43 | 35 | 58 | 59 | 64 | 73 | 1431 | 42 |
| Acres/Doe | 25242 | 2019 | 1049 | 2048 | 1000 | 1229 | 741 | 729 | 672 | 589 | 294 | 1057 |
| Doe Age-Wgt | | | | | | | | | | | | |
| % 0.5 | 0 | 12 | 10 | 10 | 2 | 9 | 9 | 2 | 2 | 7 | 11 | 6 |
| % 1.5 | 0 | 8 | 5 | 14 | 23 | 23 | 29 | 20 | 14 | 16 | 18 | 18 |
| % 2.5 | 50 | 4 | 2 | 5 | 9 | 23 | 24 | 17 | 23 | 23 | 16 | 17 |
| % 3.5+ | 50 | 76 | 83 | 71 | 65 | 46 | 38 | 61 | 61 | 53 | 50 | 59 |
| Wght 0.5 | 0 | 62 | 65 | 88 | 64 | 55 | 70 | 52 | 77 | 61 | 59 | 65 |
| Wght 1.5 | 0 | 78 | 78 | 81 | 78 | 91 | 100 | 90 | 95 | 87 | 85 | 90 |
| Wght 2.5 | 96 | 96 | 90 | 107 | 118 | 103 | 113 | 100 | 105 | 97 | 93 | 104 |
| Wght 3.5+ | 100 | 103 | 97 | 100 | 105 | 100 | 125 | 113 | 111 | 106 | 102 | 107 |
| % Lactation | | | | | | | | | | | | |
| 1.5 | 0 | 0 | 0 | 0 | 0 | 0 | 6 | 8 | 0 | 8 | 9 | 4 |
| 2.5 | 0 | 0 | 0 | 0 | 50 | 25 | 36 | 20 | 27 | 24 | 51 | 26 |
| 2.5+ | 50 | 21 | 26 | 20 | 37 | 41 | 33 | 40 | 37 | 40 | 57 | 35 |
| 3.5+ | 100 | 22 | 27 | 21 | 35 | 50 | 32 | 46 | 42 | 47 | 59 | 38 |

Harvest History Updated Report

Date 5/15/2018

*** UPPER SARDIS WMA ***

Club Number '9203'

Table 6. Statistics for Yearling Bucks

| | Number | Percent | Avg. Live Weight | Average Points |
|--------|--------|---------|------------------|----------------|
| Spikes | 1 | 100 | 96 | 2.0 |
| Forks | 0 | 0 | 0 | 0.0 |
| Totals | 1 | | | |

Table 7. Buck Statistics

| Age | Live Weight | | Points | | Base | | Length | | Spread | |
|------|-------------|-----|--------|-----|------|-----|--------|------|--------|------|
| | Num | Avg | Num | Avg | Num | Avg | Num | Avg | Num | Avg |
| 0.5 | 0 | 0 | 0 | 0.0 | 0 | 0.0 | 0 | 0 | 0 | 0.0 |
| 1.5 | 1 | 96 | 1 | 2.0 | 1 | 1.3 | 1 | 2 | 1 | 3.5 |
| 2.5 | 5 | 140 | 5 | 7.3 | 5 | 3.2 | 5 | 14.4 | 5 | 11.8 |
| 3.5 | 8 | 144 | 8 | 7.1 | 8 | 3.4 | 8 | 15.4 | 8 | 11.8 |
| 4.5 | 10 | 156 | 10 | 8.2 | 10 | 4.1 | 10 | 18.1 | 10 | 15.2 |
| 5.5 | 4 | 154 | 4 | 8.0 | 4 | 3.8 | 4 | 17.9 | 4 | 14.5 |
| 6.5 | 0 | 0 | 0 | 0.0 | 0 | 0.0 | 0 | 0 | 0 | 0.0 |
| 7.5 | 0 | 0 | 0 | 0.0 | 0 | 0.0 | 0 | 0 | 0 | 0.0 |
| 8.5+ | 0 | 0 | 0 | 0.0 | 0 | 0.0 | 0 | 0 | 0 | 0.0 |

Harvest History Updated Report

Date 5/15/2018

*** UPPER SARDIS WMA ***

Club Number '9203'

Table 8. Buck Harvest History (All Bucks)

| | 2017 | 2016 | 2015 | 2014 | 2013 | 2012 | 2011 | 2010 | 2009 | 2008 | UCP 2016 | Club Avg |
|--------------|-------|-------|-------|-------|-------|------|------|------|------|-------|-------------|----------|
| Bucks | 28 | 23 | 24 | 16 | 43 | 45 | 44 | 45 | 47 | 37 | 842 | 35 |
| Acres/Buck | 1,803 | 2,195 | 1,792 | 2,688 | 1,000 | 956 | 977 | 956 | 915 | 1,162 | 500 | 1264 |
| % .5 Bucks | 0 | 4 | 0 | 6 | 2 | 7 | 5 | 2 | 4 | 5 | 4.75 | 3.69 |
| # .5 Bucks | 0 | 1 | 0 | 1 | 1 | 3 | 2 | 1 | 2 | 2 | 40 | 1.3 |
| Avg Weight | 0 | 64 | 0 | 90 | 58 | 74 | 79 | 60 | 77 | 55 | 57 | 70 |
| % 1.5 Bucks | 4 | 9 | 4 | 12 | 19 | 9 | 14 | 16 | 4 | 8 | 13 | 10.2 |
| # 1.5 Bucks | 1 | 2 | 1 | 2 | 8 | 4 | 6 | 7 | 2 | 3 | 108 | 3.6 |
| % Spikes | 100 | 50 | 0 | 50 | 25 | 25 | 33 | 71 | 100 | 100 | 69 | 49 |
| Avg Weight | 96 | 95 | 105 | 118 | 98 | 106 | 114 | 97 | 99 | 88 | 97 | 102 |
| Avg Points | 2.0 | 5.0 | 7.0 | 4.0 | 4.5 | 4.3 | 4.5 | 2.4 | 2.0 | 2.0 | 3 | 4 |
| Avg Base | 1.3 | 2.1 | 2.5 | 2.0 | 1.9 | 2.5 | 2.2 | 1.9 | 2.3 | 1.0 | 1.9 | 2.0 |
| Avg Length | 2 | 8.6 | 11 | 8.6 | 9.5 | 8.2 | 7.6 | 6.8 | 7.1 | 4.1 | 5.4 | 7.7 |
| Avg Spread | 3.5 | 5.4 | 10.8 | 8.6 | 8.4 | 6.8 | 9.1 | 5.3 | 4.0 | 4.0 | 5.5 | 7.0 |
| % 2.5 Bucks | 18 | 17 | 0 | 12 | 37 | 27 | 43 | 20 | 9 | 27 | 22 | 23 |
| # 2.5 Bucks | 5 | 4 | 0 | 2 | 16 | 12 | 19 | 9 | 4 | 10 | 188 | 8.1 |
| Avg Weight | 140 | 139 | 0 | 135 | 129 | 127 | 146 | 130 | 139 | 129 | 136 | 135 |
| Avg Points | 7.3 | 6.5 | 0.0 | 5.0 | 7.1 | 6.8 | 6.7 | 6.1 | 7.3 | 7.0 | 7 | 7 |
| Avg Base | 3.2 | 2.8 | 0.0 | 3.8 | 3.1 | 3.0 | 3.1 | 4.5 | 2.9 | 3.2 | 3.3 | 3.2 |
| Avg Length | 14.4 | 13.3 | 0 | 16.2 | 13.8 | 13.3 | 13.7 | 13.1 | 14.1 | 14.5 | 14.3 | 13.8 |
| Avg Spread | 11.8 | 11.7 | 0.0 | 11.3 | 11.2 | 10.7 | 10.9 | 12.2 | 10.7 | 11.5 | 11.6 | 11.2 |
| % 3.5 Bucks | 29 | 35 | 33 | 25 | 23 | 42 | 27 | 42 | 57 | 43 | 26.2 | 37 |
| # 3.5 Bucks | 8 | 8 | 8 | 4 | 10 | 19 | 12 | 19 | 27 | 16 | 221 | 13 |
| Avg Weight | 144 | 140 | 146 | 154 | 136 | 152 | 158 | 157 | 154 | 150 | 145 | 151 |
| Avg Points | 7.1 | 7.3 | 6.6 | 6.8 | 8.0 | 7.4 | 7.4 | 7.1 | 7.3 | 7.8 | 7 | 7 |
| Avg Base | 3.4 | 3.5 | 3.5 | 4.1 | 3.5 | 3.6 | 3.6 | 3.5 | 3.6 | 3.8 | 3.8 | 3.6 |
| Avg Length | 15.4 | 15.5 | 15.9 | 15.2 | 15.3 | 16.2 | 16.5 | 15.8 | 16.9 | 17.8 | 15.9 | 16.3 |
| Avg Spread | 11.8 | 12.2 | 11.6 | 12.6 | 13.3 | 13.0 | 13.4 | 12.5 | 13.2 | 13.8 | 13.0 | 12.9 |
| % 4.5+ Bucks | 50 | 35 | 62 | 44 | 19 | 16 | 11 | 20 | 26 | 16 | 26 | 25.9 |
| # 4.5+ Bucks | 14 | 8 | 15 | 7 | 8 | 7 | 5 | 9 | 12 | 6 | 216 | 9.1 |
| Avg Weight | 155 | 128 | 140 | 140 | 150 | 163 | 172 | 169 | 161 | 155 | 160 | 153 |
| Avg Points | 8.1 | 7.5 | 7.6 | 7.3 | 7.9 | 8.3 | 8.2 | 8.1 | 8.6 | 8.0 | 8 | 8 |
| Avg Base | 4.0 | 3.8 | 3.5 | 3.7 | 4.4 | 4.7 | 4.5 | 4.2 | 4.3 | 4.3 | 4.2 | 4.1 |
| Avg Length | 18.1 | 16.2 | 16.1 | 16.1 | 18.4 | 18.3 | 18.5 | 17.5 | 19.4 | 18.2 | 18.1 | 17.7 |
| Avg Spread | 15.0 | 13.1 | 13.3 | 14.3 | 14.7 | 15.3 | 14.5 | 14.1 | 14.9 | 16.0 | 14.8 | 14.4 |

Harvest History Updated Report

Date 5/15/2018

*** UPPER SARDIS WMA ***

Club Number '9203'

Table 8. Trophy Buck Harvest History

| | 2017 | 2016 | 2015 | 2014 | 2013 | 2012 | 2011 | 2010 | 2009 | 2008 | UCP 2016 | Club Avg |
|--------------|-------|-------|-------|-------|-------|------|------|------|------|-------|-------------|----------|
| Bucks | 28 | 23 | 24 | 16 | 43 | 45 | 44 | 45 | 47 | 37 | 842 | 35 |
| Acres/Buck | 1,803 | 2,195 | 1,792 | 2,688 | 1,000 | 956 | 977 | 956 | 915 | 1,162 | 500 | 1264 |
| % .5 Bucks | 0 | 4 | 0 | 6 | 2 | 7 | 5 | 2 | 4 | 5 | 4.75 | 3.69 |
| # .5 Bucks | 0 | 1 | 0 | 1 | 1 | 3 | 2 | 1 | 2 | 2 | 40 | 1.3 |
| Avg Weight | 0 | 64 | 0 | 90 | 58 | 74 | 79 | 60 | 77 | 55 | 57 | 70 |
| % 1.5 Bucks | 4 | 9 | 4 | 12 | 19 | 9 | 14 | 16 | 4 | 8 | 10 | 10.2 |
| # 1.5 Bucks | 1 | 2 | 1 | 2 | 8 | 4 | 6 | 7 | 2 | 3 | 87 | 3.6 |
| % Spikes | 100 | 50 | 0 | 50 | 25 | 25 | 33 | 71 | 100 | 100 | 60 | 49 |
| Avg Weight | 96 | 95 | 105 | 118 | 98 | 106 | 114 | 97 | 99 | 88 | 97 | 102 |
| Avg Points | 2.0 | 5.0 | 7.0 | 4.0 | 4.5 | 4.3 | 4.5 | 2.4 | 2.0 | 2.0 | 3 | 4 |
| Avg Base | 1.3 | 2.1 | 2.5 | 2.0 | 1.9 | 2.5 | 2.2 | 1.9 | 2.3 | 1.0 | 2.0 | 2.0 |
| Avg Length | 2 | 8.6 | 11 | 8.6 | 9.5 | 8.2 | 7.6 | 6.8 | 7.1 | 4.1 | 6.1 | 7.7 |
| Avg Spread | 3.5 | 5.4 | 10.8 | 8.6 | 8.4 | 6.8 | 9.1 | 5.3 | 4.0 | 4.0 | 5.8 | 7.0 |
| % 2.5 Bucks | 18 | 17 | 0 | 12 | 37 | 27 | 43 | 20 | 9 | 27 | 21 | 23 |
| # 2.5 Bucks | 5 | 4 | 0 | 2 | 16 | 12 | 19 | 9 | 4 | 10 | 181 | 8.1 |
| Avg Weight | 140 | 139 | 0 | 135 | 129 | 127 | 146 | 130 | 139 | 129 | 136 | 135 |
| Avg Points | 7.3 | 6.5 | 0.0 | 5.0 | 7.1 | 6.8 | 6.7 | 6.1 | 7.3 | 7.0 | 7 | 7 |
| Avg Base | 3.2 | 2.8 | 0.0 | 3.8 | 3.1 | 3.0 | 3.1 | 4.5 | 2.9 | 3.2 | 3.3 | 3.2 |
| Avg Length | 14.4 | 13.3 | 0 | 16.2 | 13.8 | 13.3 | 13.7 | 13.1 | 14.1 | 14.5 | 14.3 | 13.8 |
| Avg Spread | 11.8 | 11.7 | 0.0 | 11.3 | 11.2 | 10.7 | 10.9 | 12.2 | 10.7 | 11.5 | 11.6 | 11.2 |
| % 3.5 Bucks | 29 | 35 | 33 | 25 | 23 | 42 | 27 | 42 | 57 | 43 | 24 | 37 |
| # 3.5 Bucks | 8 | 8 | 8 | 4 | 10 | 19 | 12 | 19 | 27 | 16 | 202 | 13 |
| Avg Weight | 144 | 140 | 146 | 154 | 136 | 152 | 158 | 157 | 154 | 150 | 147 | 151 |
| Avg Points | 7.1 | 7.3 | 6.6 | 6.8 | 8.0 | 7.4 | 7.4 | 7.1 | 7.3 | 7.8 | 8 | 7 |
| Avg Base | 3.4 | 3.5 | 3.5 | 4.1 | 3.5 | 3.6 | 3.6 | 3.5 | 3.6 | 3.8 | 3.8 | 3.6 |
| Avg Length | 15.4 | 15.5 | 15.9 | 15.2 | 15.3 | 16.2 | 16.5 | 15.8 | 16.9 | 17.8 | 16.2 | 16.3 |
| Avg Spread | 11.8 | 12.2 | 11.6 | 12.6 | 13.3 | 13.0 | 13.4 | 12.5 | 13.2 | 13.8 | 13.1 | 12.9 |
| % 4.5+ Bucks | 50 | 35 | 62 | 44 | 19 | 16 | 11 | 20 | 26 | 16 | 25 | 25.9 |
| # 4.5+ Bucks | 14 | 8 | 15 | 7 | 8 | 7 | 5 | 9 | 12 | 6 | 209 | 9.1 |
| Avg Weight | 155 | 128 | 140 | 140 | 150 | 163 | 172 | 169 | 161 | 155 | 161 | 153 |
| Avg Points | 8.1 | 7.5 | 7.6 | 7.3 | 7.9 | 8.3 | 8.2 | 8.1 | 8.6 | 8.0 | 8 | 8 |
| Avg Base | 4.0 | 3.8 | 3.5 | 3.7 | 4.4 | 4.7 | 4.5 | 4.2 | 4.3 | 4.3 | 4.2 | 4.1 |
| Avg Length | 18.1 | 16.2 | 16.1 | 16.1 | 18.4 | 18.3 | 18.5 | 17.5 | 19.4 | 18.2 | 18.2 | 17.7 |
| Avg Spread | 15.0 | 13.1 | 13.3 | 14.3 | 14.7 | 15.3 | 14.5 | 14.1 | 14.9 | 16.0 | 14.8 | 14.4 |

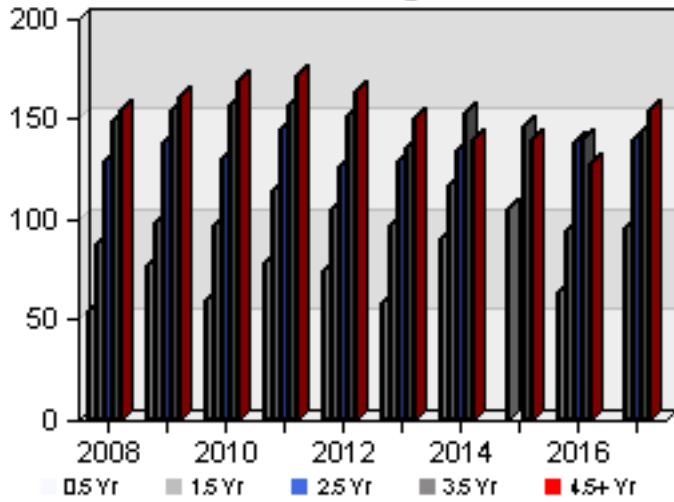
Harvest History Updated Report

Date 5/15/2018

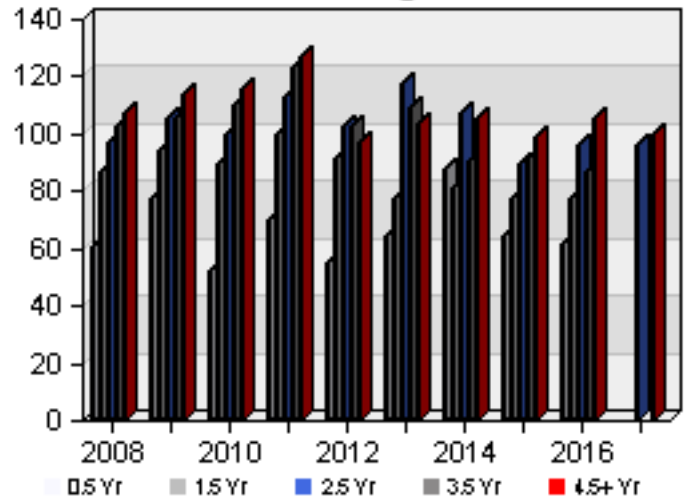
*** UPPER SARDIS WMA ***

Club Number '9203'

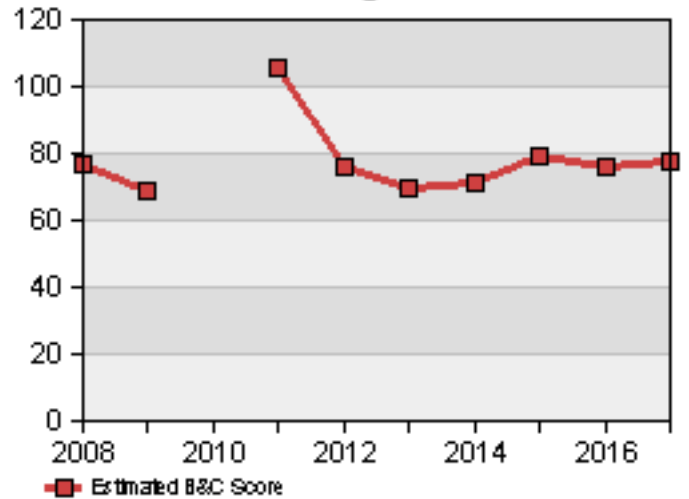
Buck Live Weights



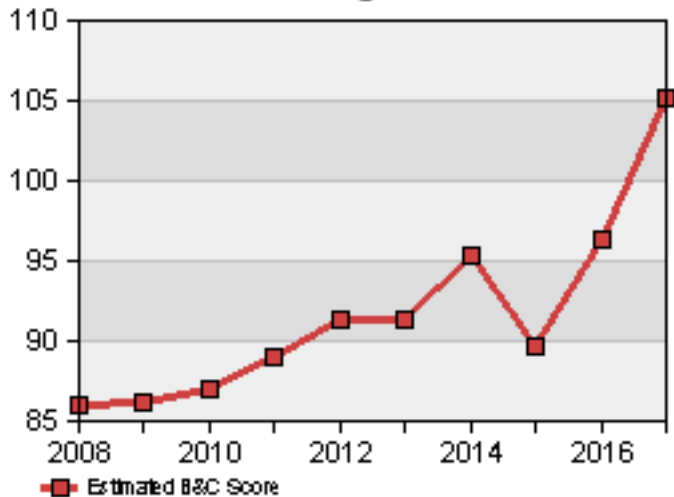
Doe Live Weights



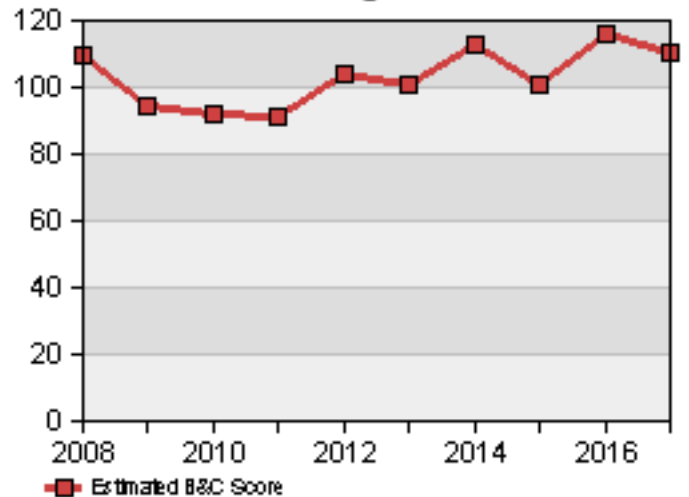
2.5 Year Old Average B&C Scores



3.5 Year Old Average B&C Scores



4.5 Year Old Average B&C Scores



Harvest History Updated Report

Date 5/15/2018

*** UPPER SARDIS WMA ***

Club Number '9203'

