

DMAP Harvest Report

Date 5/21/2018

*** CHICKASAWHAY WMA JONES CO **Club Number '9405'

2017 Season

County = Jones

Soil Region = Lower Coastal Plain

State = MS-WMA

Biologist = Cody Haynes

Acres = 30000

Years on DMAP = 15

% Data Collected = 100

Table 1. Harvest Summary

	Number Harvested	Acres/ Deer Harvested
	-----	-----
Bucks	27	1111
Does	6	5000
	-----	-----
Totals	33	909

Table 2. Harvest History

	2017	2016	2015	2014	2013	2012	2011	2010	2009	2008	LCP 2016	Club Avg
Acres	30000	30000	30000	30000	30000	30000	30000	30000	30000	30000	344861	30000
Total Deer	33	39	60	46	47	35	73	61	56	59	1625	51
Bucks	27	17	30	31	29	23	49	22	28	44	739	30
Does	6	22	30	15	18	12	24	39	28	15	886	21
Acres/Deer	909	769	500	652	638	857	411	492	536	508	212	589
Bucks	1111	1765	1000	968	1034	1304	612	1364	1071	682	467	1000
Does	5000	1364	1000	2000	1667	2500	1250	769	1071	2000	389	1435

Table 3. Age Distribution

Age	Bucks		Does	
	Num	%	Num	%
	-----	-----	-----	-----
0.5	0	0	0	0
1.5	0	0	0	0
2.5	10	37	3	50
3.5	7	26	2	33
4.5	2	7	0	0
5.5	5	19	0	0
6.5	2	7	0	0
7.5	0	0	0	0
8.5+	1	4	1	17
	-----	-----	-----	-----
Totals	27		6	

DMAP Harvest Report

Date 5/21/2018

*** CHICKASAWHAY WMA JONES CO **Club Number '9405'

Table 4. Statistics for Doe Harvest

Age	Number Harvested	Average Live Weight	Percent Lactating
0.5	0	0	0
1.5	0	0	0
2.5	3	70	33
3.5	2	91	0
4.5	0	0	0
5.5	0	0	0
6.5	0	0	0
7.5	0	0	0
8.5+	1	80	100
Totals	6	79	

Table 5. Doe Harvest History

	2017	2016	2015	2014	2013	2012	2011	2010	2009	2008	LCP 2016	Club Avg
Does	6	21	27	15	18	12	24	39	28	12	886	20
Acres/Doe	5000	1429	1111	2000	1667	2500	1250	769	1071	2500	389	1485
Doe Age-Wgt												
% 0.5	0	5	7	0	0	8	12	21	14	0	4	9
% 1.5	0	24	11	7	22	8	21	23	11	8	18	16
% 2.5	50	14	7	20	6	8	21	8	11	17	21	13
% 3.5+	50	57	74	73	72	75	46	49	64	75	61	62
Wght 0.5	0	40	38	0	0	43	40	42	42	0	55	41
Wght 1.5	0	67	73	70	65	65	67	70	77	100	85	70
Wght 2.5	70	73	87	80	70	75	82	70	95	85	97	80
Wght 3.5+	87	82	86	85	85	87	90	94	95	88	102	88
% Lactation												
1.5	0	0	0	0	0	0	0	11	0	0	14	3
2.5	33	0	50	33	0	0	60	33	0	50	47	31
2.5+	33	7	27	54	21	30	69	50	65	82	53	44
3.5+	33	8	25	60	23	33	73	53	76	89	55	47

DMAP Harvest Report

Date 5/21/2018

*** CHICKASAWHAY WMA JONES CO **Club Number '9405'

Table 6. Statistics for Yearling Bucks

	Number	Percent	Avg. Live Weight	Average Points
	-----	-----	-----	-----
Spikes	0	0	0	0.0
Forks	0	0	0	0.0
Totals	0			

Table 7. Buck Statistics

Age	Live Weight		Points		Base		Length		Spread	
	Num	Avg	Num	Avg	Num	Avg	Num	Avg	Num	Avg
-----	-----	-----	-----	-----	-----	-----	-----	-----	-----	-----
0.5	0	0	0	0.0	0	0.0	0	0	0	0.0
1.5	0	0	0	0.0	0	0.0	0	0	0	0.0
2.5	10	117	10	5.8	10	3.4	10	14.6	10	12.0
3.5	7	126	7	6.3	7	2.9	7	13.8	7	11.4
4.5	2	125	2	6.0	2	3.5	2	15.4	2	13.1
5.5	5	157	5	6.6	5	3.6	5	17.1	5	14.0
6.5	2	168	2	8.0	2	4.6	2	17.2	2	13.5
7.5	0	0	0	0.0	0	0.0	0	0	0	0.0
8.5+	1	135	1	5.0	1	3.5	1	14	1	10.5

DMAP Harvest Report

Date 5/21/2018

*** CHICKASAWHAY WMA JONES CO **Club Number '9405'

Table 8. Buck Harvest History (All Bucks)

	2017	2016	2015	2014	2013	2012	2011	2010	2009	2008	LCP 2016	Club Avg
Bucks	27	15	30	31	29	23	49	22	28	18	739	27
Acres/Buck	1,111	2,000	1,000	968	1,034	1,304	612	1,364	1,071	1,667	467	1103
% .5 Bucks	0	0	0	3	3	0	6	0	0	0	2.57	1.84
# .5 Bucks	0	0	0	1	1	0	3	0	0	0	19	0.5
Avg Weight	0	0	0	50	45	0	58	0	0	0	57	54
% 1.5 Bucks	0	7	10	3	0	9	4	5	11	0	12	4.8
# 1.5 Bucks	0	1	3	1	0	2	2	1	3	0	86	1.3
% Spikes	0	0	100	100	0	100	0	0	0	0	82	83
Avg Weight	0	63	95	75	0	90	82	65	72	0	98	81
Avg Points	0.0	0.0	2.0	2.0	0.0	2.0	0.0	0.0	3.0	0.0	2	2
Avg Base	0.0	0.0	1.8	0.8	0.0	1.0	0.0	0.0	0.8	0.0	1.7	1.3
Avg Length	0	0	7.5	1	0	3.5	0	0	1.2	0	4.5	4.4
Avg Spread	0.0	0.0	6.0	4.0	0.0	5.0	0.0	0.0	0.0	0.0	5.0	5.2
% 2.5 Bucks	37	13	3	6	7	9	14	18	4	11	28	12.1
# 2.5 Bucks	10	2	1	2	2	2	7	4	1	2	207	3.3
Avg Weight	117	114	130	100	104	128	119	113	150	100	129	116
Avg Points	5.8	7.5	8.0	3.5	3.5	5.0	5.9	5.5	8.0	5.0	7	6
Avg Base	3.4	2.9	3.5	2.3	2.0	2.6	2.6	3.0	2.5	2.8	3.2	2.9
Avg Length	14.6	13.6	13.2	7.7	8.2	13.3	12.4	13.7	13.8	12.4	13.5	12.9
Avg Spread	12.0	11.0	11.5	6.8	8.6	11.8	11.5	10.0	8.5	11.0	11.1	10.9
% 3.5 Bucks	26	33	20	32	34	30	37	55	36	33	28.6	33
# 3.5 Bucks	7	5	6	10	10	7	18	12	10	6	211	9
Avg Weight	126	119	123	136	126	120	137	135	137	148	142	132
Avg Points	6.3	4.8	6.5	6.1	6.3	5.6	6.7	6.8	6.3	6.7	7	6
Avg Base	2.9	3.2	3.5	3.3	3.1	3.1	3.2	3.2	3.0	3.4	3.7	3.2
Avg Length	13.8	13	13.7	14.2	13.3	14.6	14.9	14.4	14.2	16.2	15.7	14.3
Avg Spread	11.4	11.2	10.5	11.8	11.4	11.6	12.2	12.3	13.6	13.7	12.6	12.1
% 4.5+ Bucks	37	47	67	55	55	52	39	23	50	56	31	47.8
# 4.5+ Bucks	10	7	20	17	16	12	19	5	14	10	228	13
Avg Weight	151	140	131	143	141	142	142	149	150	155	154	143
Avg Points	6.6	7.1	6.6	6.6	7.1	7.6	7.3	7.0	7.9	7.4	8	7
Avg Base	3.8	3.7	3.7	3.8	3.7	3.9	3.9	3.7	4.0	3.8	4.0	3.8
Avg Length	16.5	16.1	14.9	16	16.6	16.4	15.6	16.3	17.7	17.4	17.5	16.2
Avg Spread	13.3	13.5	12.5	13.4	13.9	13.9	13.7	15.3	14.4	15.3	14.1	13.7

DMAP Harvest Report

Date 5/21/2018

*** CHICKASAWHAY WMA JONES CO **Club Number '9405'

Table 9. Estimated B&C Score

Age	Num	Estimated Non-typical B&C Score	Estimated Non-typical B&C Score at Maturity Minimum	Estimated Non-typical B&C Score at Maturity Maximum
2.5	10	79 7/8	117 3/8	129 7/8
3.5	7	73 5/8	87 5/8	93 7/8
4.5	2	86 4/8	92 0/8	94 5/8
5.5+	8	96 4/8	96 4/8	96 4/8

Table 10. Top Five Bucks

Rank	Estimated Non-typical B&C Score for Chickasawhay WMA Jones Co		2016 Estimated Non-typical B&C Score for	
	Score	Age	Score	Age
1	107 7/8	2.5	168 2/8	2.5
2	107 7/8	5.5	154 4/8	4.5
3	106 6/8	5.5	151 3/8	4.5
4	105 5/8	5.5	148 1/8	4.5
5	104 5/8	4.5	142 0/8	5.5

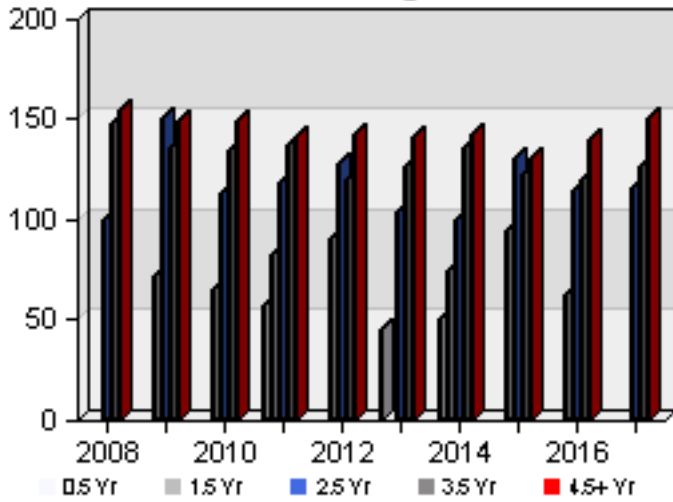
Report prepared by Cody Haynes

DMAP Harvest Report

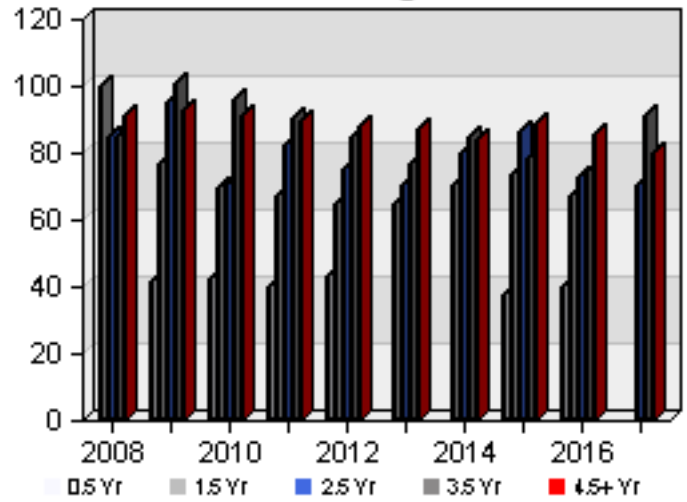
Date 5/21/2018

*** CHICKASAWHAY WMA JONES CO **Club Number '9405'

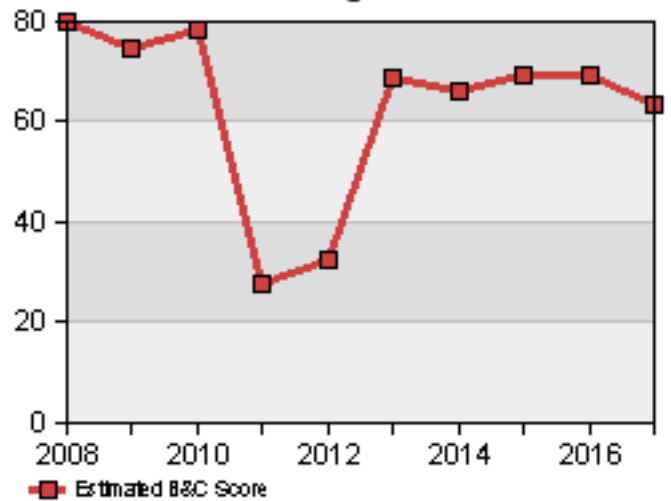
Buck Live Weights



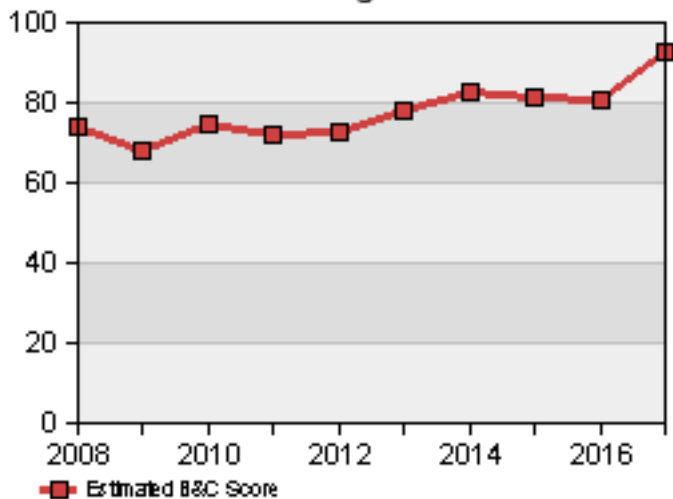
Doe Live Weights



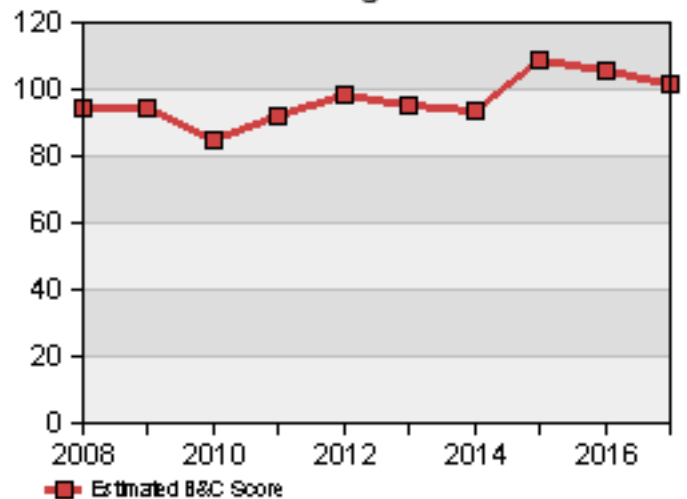
2.5 Year Old Average B&C Scores



3.5 Year Old Average B&C Scores



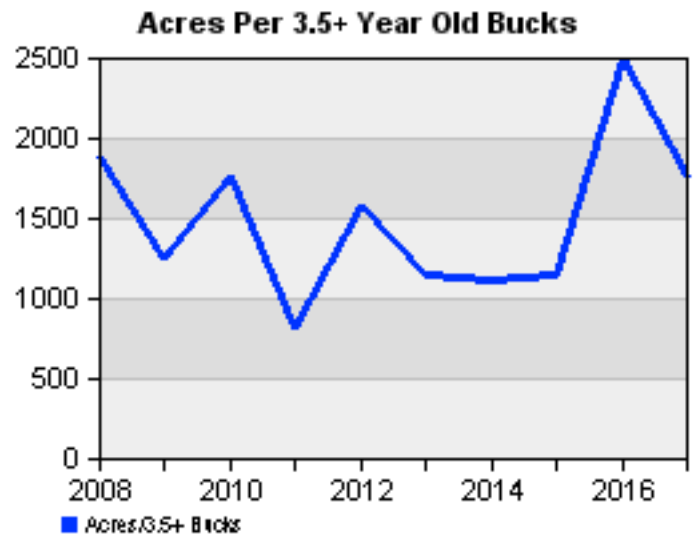
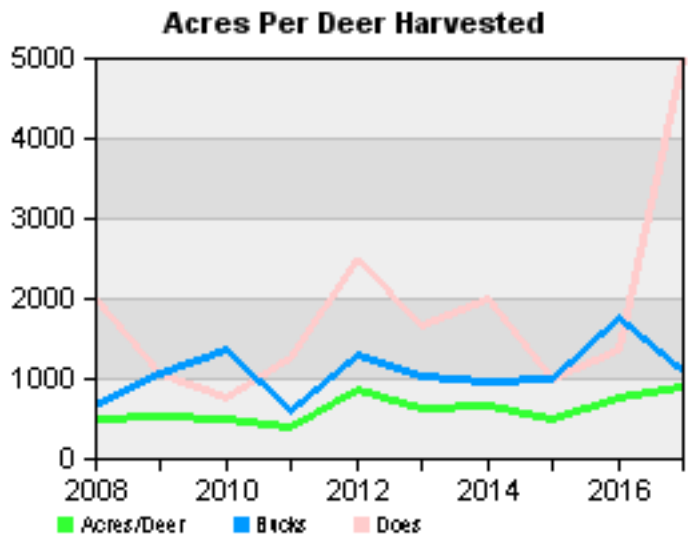
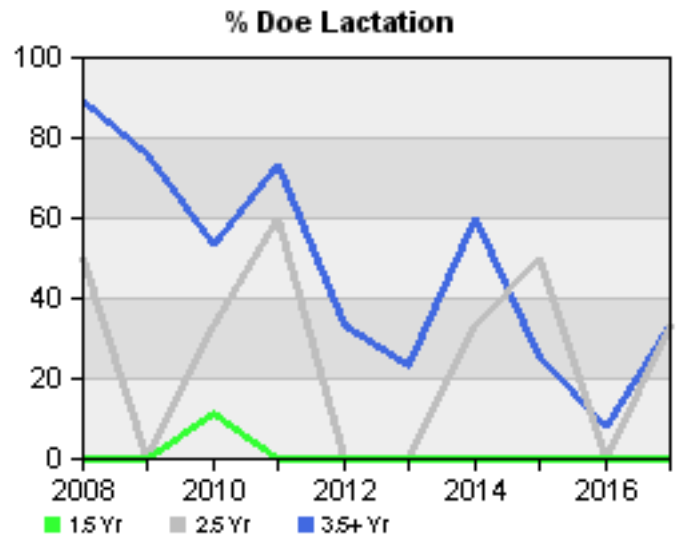
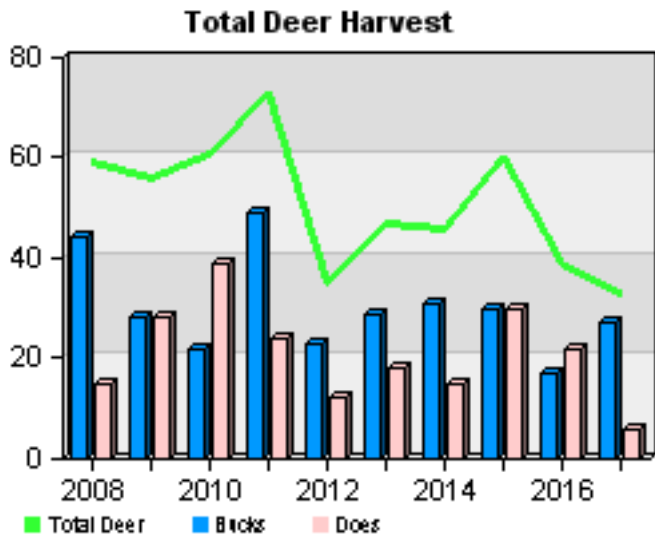
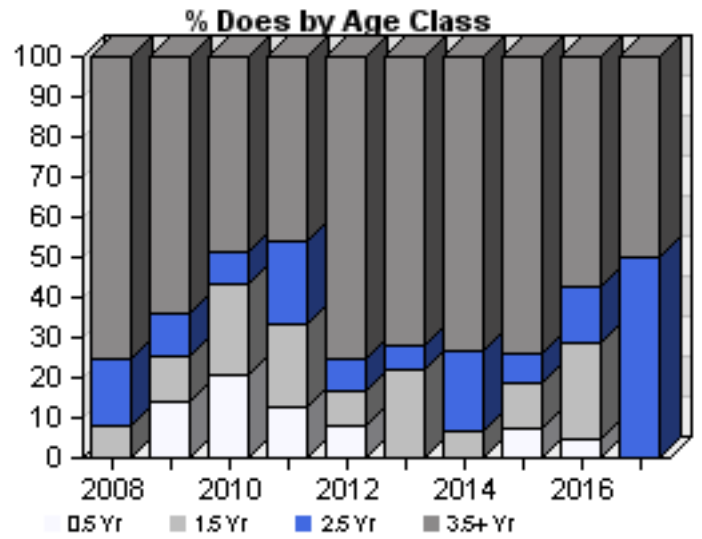
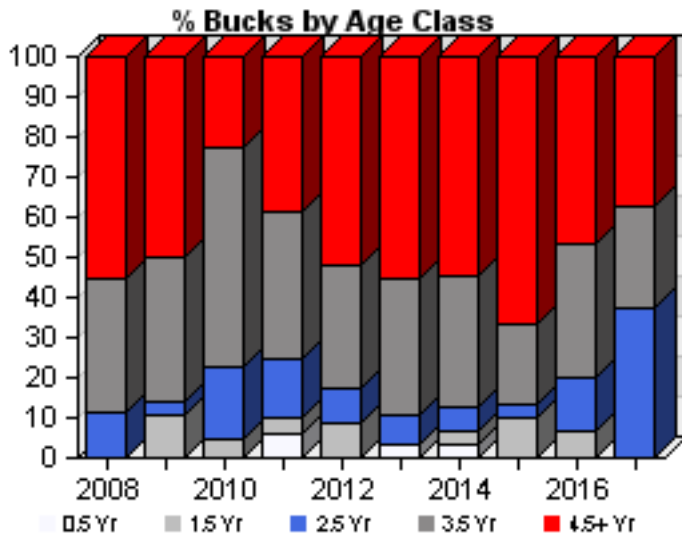
4.5 Year Old Average B&C Scores



DMAP Harvest Report

Date 5/21/2018

*** CHICKASAWHAY WMA JONES CO **Club Number '9405'



DMAP Harvest Report

Date 5/21/2018

*** CHICKASAWHAY WMA JONES CO **Club Number '9405'

Harvest Recommendations

Year	Doe	Buck	Obj.*	Spread	Beam	Buck Tags	Doe Tags
------	-----	------	-------	--------	------	-----------	----------

2017	- _____	- _____	<u> 2 </u>	_____	_____	_____	_____
-------------	---------	---------	--------------	-------	-------	-------	-------

Criteria:

Instructions:

2016	- _____	- _____	<u> 2 </u>	_____	_____	_____	_____
-------------	---------	---------	--------------	-------	-------	-------	-------

2015	- _____	- _____	<u> 2 </u>	_____	_____	_____	_____
-------------	---------	---------	--------------	-------	-------	-------	-------

2014	- _____	- _____	<u> 2 </u>	_____	_____	_____	_____
-------------	---------	---------	--------------	-------	-------	-------	-------

2013	- _____	- _____	<u> 2 </u>	_____	_____	_____	_____
-------------	---------	---------	--------------	-------	-------	-------	-------

2012	- _____	- _____	<u> 1 </u>	_____	_____	_____	_____
-------------	---------	---------	--------------	-------	-------	-------	-------

2011	- _____	- _____	<u> 2 </u>	_____	_____	_____	_____
-------------	---------	---------	--------------	-------	-------	-------	-------

2010	- _____	- _____	<u> 1 </u>	_____	_____	_____	_____
-------------	---------	---------	--------------	-------	-------	-------	-------

2009	_____	_____	<u> 1 </u>	_____	_____	_____	_____
-------------	-------	-------	--------------	-------	-------	-------	-------

2008	_____	_____	<u> 1 </u>	_____	_____	_____	_____
-------------	-------	-------	--------------	-------	-------	-------	-------

1. Harvest as many legal bucks as possible.
2. Harvest fewer but larger-antlered bucks.
3. Harvest a limited number of trophy bucks.