

Harvest History - Original Deer Trax Report with Bar

Date 5/23/2018

*** MASON CREEK WMA ***

Club Number '9611'

2017 Season

County = Greene

Soil Region = Lower Coastal Plain

State = MS-WMA

Biologist = Cody Haynes

Acres = 28000

Years on DMAP = 11

% Data Collected = 100

Table 1. Harvest Summary

	Number Harvested	Acres/ Deer Harvested
Bucks	3	9333
Does	0	0
Totals	3	9333

Table 2. Age Distribution

Age	Bucks		Does	
	Num	%	Num	%
0.5	0	0	0	0
1.5	0	0	0	0
2.5	1	33	0	0
3.5	1	33	0	0
4.5	1	33	0	0
5.5	0	0	0	0
6.5	0	0	0	0
7.5	0	0	0	0
8.5+	0	0	0	0
Totals	3		0	

Table 3. Statistics for Buck Harvest

Age	Live Weight		Points		Base		Length		Spread	
	Num	Avg	Num	Avg	Num	Avg	Num	Avg	Num	Avg
0.5	0	0	0	0.0	0	0.0	0	0	0	0.0
1.5	0	0	0	0.0	0	0.0	0	0	0	0.0
2.5	1	160	1	7.0	1	3.6	1	15.9	1	13.1
3.5	1	200	1	8.0	1	4.0	1	14.5	1	11.0
4.5	1	125	1	9.0	1	3.0	1	13.5	1	10.5
5.5	0	0	0	0.0	0	0.0	0	0	0	0.0
6.5	0	0	0	0.0	0	0.0	0	0	0	0.0
7.5	0	0	0	0.0	0	0.0	0	0	0	0.0
8.5+	0	0	0	0.0	0	0.0	0	0	0	0.0

Harvest History - Original Deer Trax Report with Bar

Date 5/23/2018

*** MASON CREEK WMA ***

Club Number '9611'

Table 4. Statistics for 1.5 year old bucks

	Number	Percent	Avg. Live Weight	Average Points
	-----	-----	-----	-----
Spikes	0	0	0	0.0
Forks	0	0	0	0.0
	-----	-----	-----	-----
Totals	0			

Table 5. Statistics for Doe Harvest

Age	Number Harvested	Average Live Weight	Percent Lactating
-----	-----	-----	-----
0.5	0	0	0
1.5	0	0	0
2.5	0	0	0
3.5	0	0	0
4.5	0	0	0
5.5	0	0	0
6.5	0	0	0
7.5	0	0	0
8.5+	0	0	0
	-----	-----	-----
Totals	0	0	

Harvest History - Original Deer Trax Report with Bar

Date 5/23/2018

*** MASON CREEK WMA ***

Club Number '9611'

Table 6. Harvest History

	2017	2016	2015	2014	2013	2012	2011	LCP 2016	Club Avg
Acres	28000	28000	28000	28000	28000	28000	28000	344861	28000
Total Deer	3	7	23	25	21	23	24	1625	18
Bucks	3	7	18	18	20	17	22	739	15
Does	0	0	5	7	1	6	2	886	4
Acres/Deer	9333	4000	1217	1120	1333	1217	1167	212	1556
Bucks	9333	4000	1556	1556	1400	1647	1273	467	1867
Does	0	0	5600	4000	28000	4667	14000	389	6667

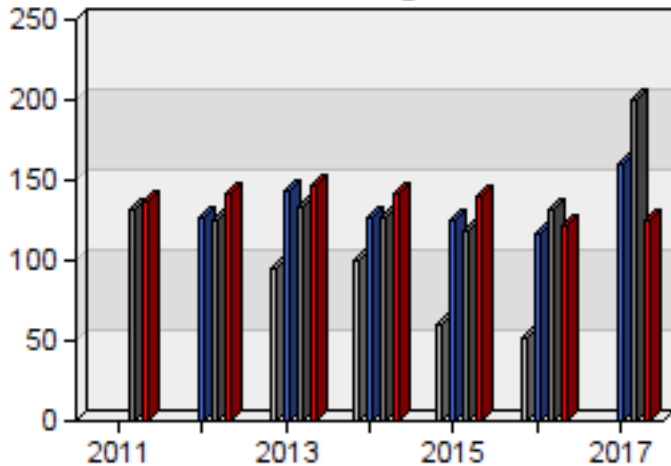
Harvest History - Original Deer Trax Report with Bar

Date 5/23/2018

*** MASON CREEK WMA ***

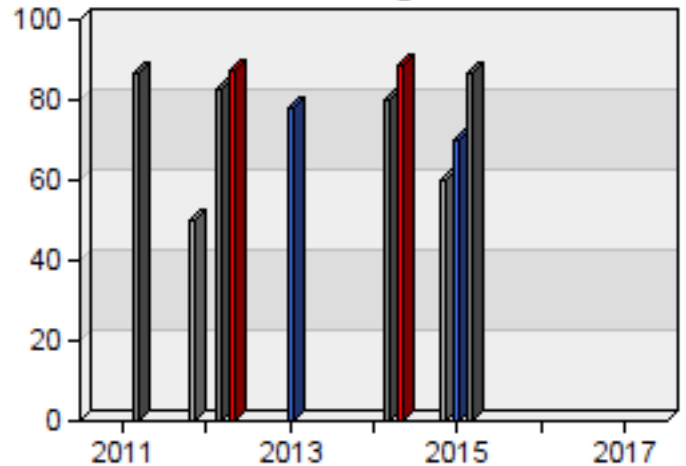
Club Number '9611'

Buck Live Weights



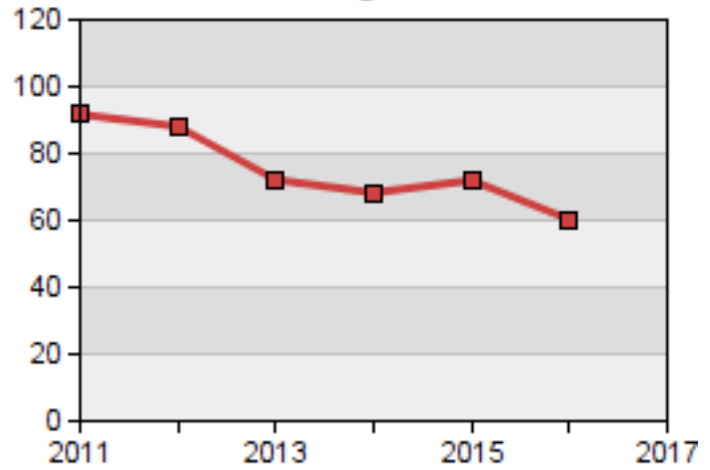
ChartDirector (unregistered) from www.advsofteng.com

Doe Live Weights



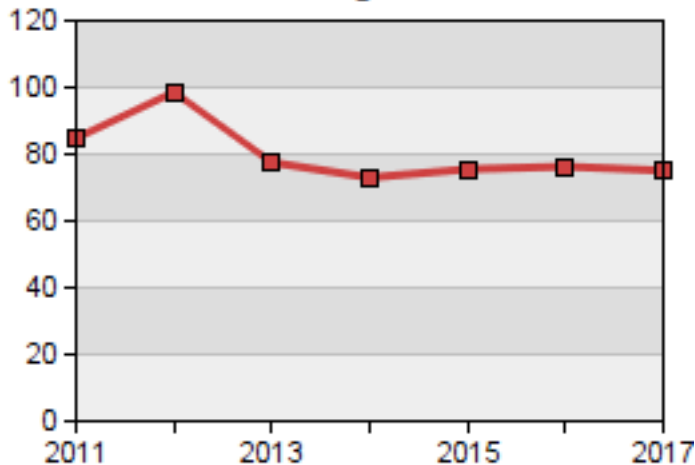
ChartDirector (unregistered) from www.advsofteng.com

2.5 Year Old Average B&C Scores



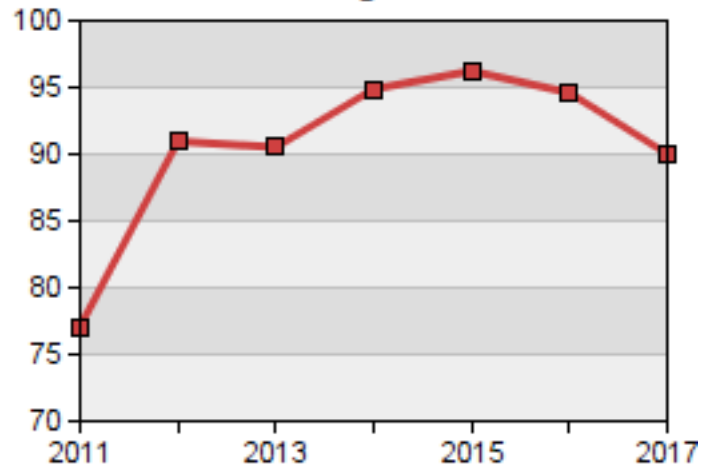
ChartDirector (unregistered) from www.advsofteng.com

3.5 Year Old Average B&C Scores



ChartDirector (unregistered) from www.advsofteng.com

4.5 Year Old Average B&C Scores



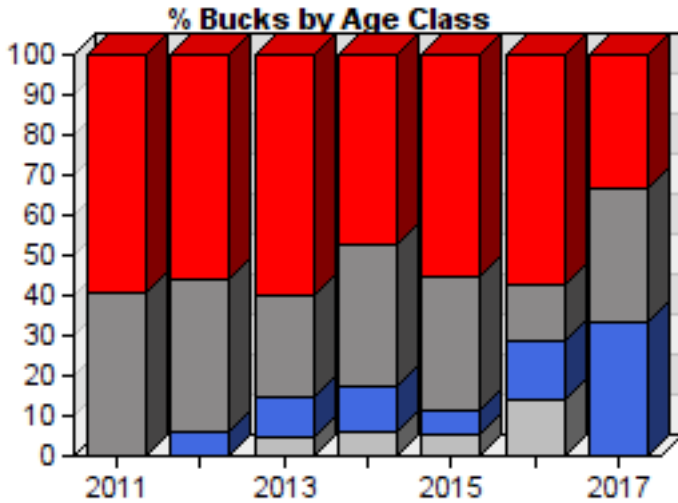
ChartDirector (unregistered) from www.advsofteng.com

Harvest History - Original Deer Trax Report with Bar

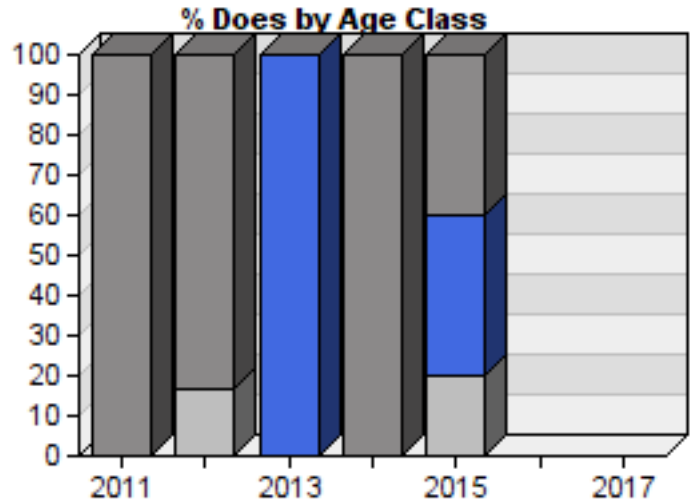
Date 5/23/2018

*** MASON CREEK WMA ***

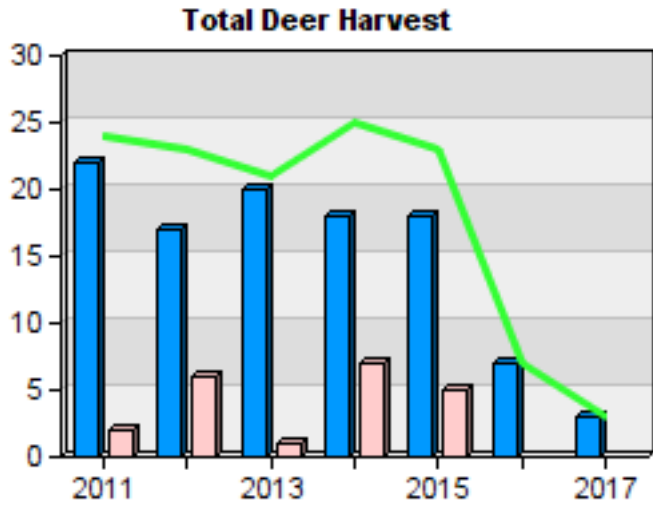
Club Number '9611'



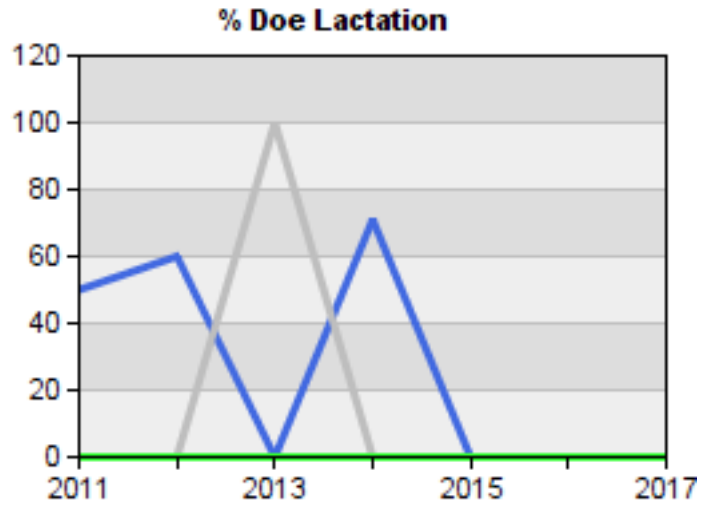
ChartDirector (unregistered) from www.advsofteng.com



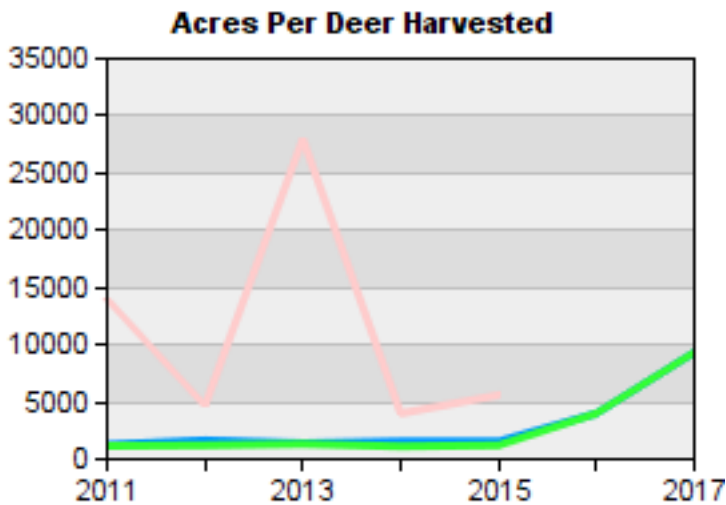
ChartDirector (unregistered) from www.advsofteng.com



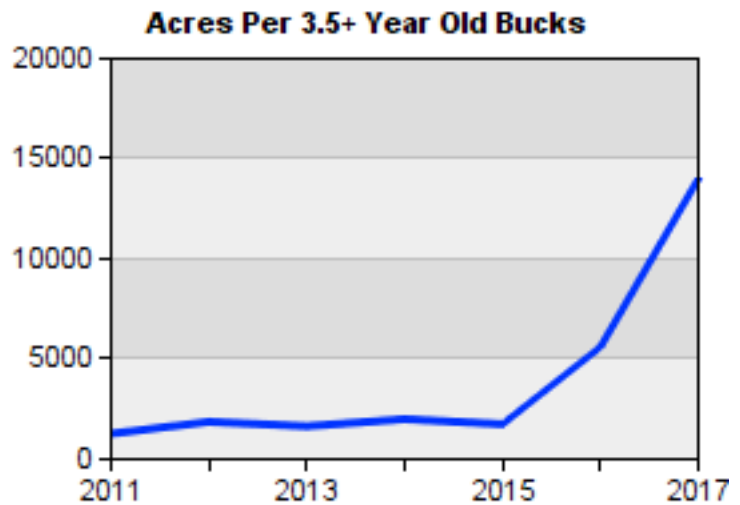
ChartDirector (unregistered) from www.advsofteng.com



ChartDirector (unregistered) from www.advsofteng.com



ChartDirector (unregistered) from www.advsofteng.com



ChartDirector (unregistered) from www.advsofteng.com