

DMAP Harvest Report

Date 5/21/2018

*** OLD RIVER WMA ***
2017 Season

Club Number '9606'

County = Pearl River
Soil Region = Lower Coastal Plain
State = MS-WMA

Biologist = Cody Haynes

Acres = 13000
Years on DMAP = 27
% Data Collected = 90.3

Table 1. Harvest Summary

	Number Harvested	Acres/ Deer Harvested
	-----	-----
Bucks	19	684
Does	12	1083
	-----	-----
Totals	31	419

Table 2. Harvest History

	2017	2016	2015	2014	2013	2012	2011	2010	2009	2008	LCP 2016	Club Avg
Acres	13000	13000	13000	13000	13000	13000	13000	13000	13000	13000	344861	13000
Total Deer	31	44	31	33	32	37	78	53	36	34	1625	41
Bucks	19	23	19	14	14	19	48	32	22	22	739	23
Does	12	21	12	19	18	18	30	21	14	12	886	18
Acres/Deer	419	295	419	394	406	351	167	245	361	382	212	318
Bucks	684	565	684	929	929	684	271	406	591	591	467	560
Does	1083	619	1083	684	722	722	433	619	929	1083	389	734

Table 3. Age Distribution

Age	Bucks		Does	
	Num	%	Num	%
	-----	-----	-----	-----
0.5	0	0	0	0
1.5	3	19	2	17
2.5	4	25	7	58
3.5	6	38	1	8
4.5	2	12	1	8
5.5	0	0	0	0
6.5	0	0	1	8
7.5	0	0	0	0
8.5+	1	6	0	0
	-----	-----	-----	-----
Totals	16		12	

DMAP Harvest Report

Date 5/21/2018

*** OLD RIVER WMA ***

Club Number '9606'

Table 4. Statistics for Doe Harvest

Age	Number Harvested	Average Live Weight	Percent Lactating
0.5	0	0	0
1.5	2	108	50
2.5	7	92	43
3.5	1	90	0
4.5	1	105	0
5.5	0	0	0
6.5	1	80	100
7.5	0	0	0
8.5+	0	0	0
Totals	12	95	

Table 5. Doe Harvest History

	2017	2016	2015	2014	2013	2012	2011	2010	2009	2008	LCP 2016	Club Avg
Does	12	21	12	19	18	18	29	21	14	12	886	18
Acres/Doe	1083	619	1083	684	722	722	448	619	929	1083	389	739
Doe Age-Wgt												
% 0.5	0	0	0	0	0	0	0	19	0	0	4	2
% 1.5	17	24	17	16	17	0	24	10	7	0	18	14
% 2.5	58	19	0	21	22	28	34	29	29	8	21	26
% 3.5+	25	57	83	63	61	72	41	43	64	92	61	58
Wght 0.5	0	0	0	0	0	0	0	69	0	0	55	69
Wght 1.5	108	76	75	60	78	0	74	95	60	0	85	77
Wght 2.5	92	92	0	102	123	103	100	101	100	80	97	100
Wght 3.5+	92	113	110	111	107	111	118	118	95	119	102	111
% Lactation												
1.5	50	0	0	0	0	0	0	0	0	0	14	4
2.5	43	25	0	0	25	0	11	20	0	0	47	17
2.5+	40	44	20	33	33	24	7	21	38	50	53	31
3.5+	33	50	20	45	36	31	0	22	56	55	55	37

DMAP Harvest Report

Date 5/21/2018

*** OLD RIVER WMA ***

Club Number '9606'

Table 6. Statistics for Yearling Bucks

	Number	Percent	Avg. Live Weight	Average Points
	-----	-----	-----	-----
Spikes	3	100	90	0.7
Forks	0	0	0	0.0
Totals	3			

Table 7. Buck Statistics

Age	Live Weight		Points		Base		Length		Spread	
	Num	Avg	Num	Avg	Num	Avg	Num	Avg	Num	Avg
-----	-----	-----	-----	-----	-----	-----	-----	-----	-----	-----
0.5	0	0	0	0.0	0	0.0	0	0	0	0.0
1.5	3	90	3	2.0	3	0.0	3	1.8	3	0.0
2.5	4	115	4	5.5	4	3.3	4	13.1	4	10.7
3.5	6	158	6	7.3	6	4.1	6	16.3	6	12.8
4.5	2	141	2	7.5	2	4.0	2	14.5	2	13.5
5.5	0	0	0	0.0	0	0.0	0	0	0	0.0
6.5	0	0	0	0.0	0	0.0	0	0	0	0.0
7.5	0	0	0	0.0	0	0.0	0	0	0	0.0
8.5+	1	170	1	11.0	1	5.5	1	20.8	1	12.5

DMAP Harvest Report

Date 5/21/2018

*** OLD RIVER WMA ***

Club Number '9606'

Table 8. Buck Harvest History (All Bucks)

	2017	2016	2015	2014	2013	2012	2011	2010	2009	2008	LCP 2016	Club Avg
Bucks	16	19	17	14	14	17	47	30	22	22	739	22
Acres/Buck	813	684	765	929	929	765	277	433	591	591	467	596
% .5 Bucks	0	0	0	0	7	0	0	0	0	0	2.57	0.46
# .5 Bucks	0	0	0	0	1	0	0	0	0	0	19	0.1
Avg Weight	0	0	0	0	72	0	0	0	0	0	57	72
% 1.5 Bucks	19	21	24	14	0	0	6	7	5	0	12	8.7
# 1.5 Bucks	3	4	4	2	0	0	3	2	1	0	86	1.9
% Spikes	100	0	75	0	0	0	100	50	0	0	82	75
Avg Weight	90	63	113	100	0	0	76	123	80	0	98	91
Avg Points	2.0	0.0	2.3	0.0	0.0	0.0	2.0	4.0	0.0	0.0	2	3
Avg Base	0.0	0.0	1.8	0.0	0.0	0.0	2.0	1.0	0.0	0.0	1.7	1.7
Avg Length	1.8	0	4.9	0	0	0	4	10.6	0	0	4.5	5.9
Avg Spread	0.0	0.0	4.9	0.0	0.0	0.0	6.0	8.4	0.0	0.0	5.0	6.3
% 2.5 Bucks	25	26	6	14	14	24	13	30	14	5	28	17
# 2.5 Bucks	4	5	1	2	2	4	6	9	3	1	207	3.7
Avg Weight	115	132	102	135	143	135	134	143	145	140	129	135
Avg Points	5.5	6.6	0.0	7.0	6.5	6.0	5.3	6.9	8.0	6.0	7	6
Avg Base	3.3	3.0	3.3	3.2	3.5	2.3	2.6	2.9	3.3	3.0	3.2	2.9
Avg Length	13.1	13.3	13.8	15.1	14.7	14.1	10.8	14.8	14.8	10.2	13.5	13.5
Avg Spread	10.7	11.2	12.0	12.9	11.8	10.0	10.1	11.6	12.1	7.0	11.1	11.0
% 3.5 Bucks	38	21	18	43	64	65	32	33	50	73	28.6	42
# 3.5 Bucks	6	4	3	6	9	11	15	10	11	16	211	9
Avg Weight	158	145	140	149	152	150	152	159	148	152	142	151
Avg Points	7.3	7.8	6.7	8.0	7.1	7.7	7.3	8.0	7.4	7.0	7	7
Avg Base	4.1	3.6	3.2	3.7	3.7	3.7	3.6	3.9	3.8	3.4	3.7	3.7
Avg Length	16.3	14.9	15.5	15.8	15.3	16.4	15	17.1	15.8	15	15.7	15.7
Avg Spread	12.8	12.2	12.3	13.7	12.4	13.8	12.0	13.8	12.9	12.5	12.6	12.8
% 4.5+ Bucks	19	32	53	29	14	12	49	30	32	23	31	32.1
# 4.5+ Bucks	3	6	9	4	2	2	23	9	7	5	228	7
Avg Weight	150	148	159	150	174	185	179	175	173	177	154	169
Avg Points	8.7	6.0	8.2	6.5	8.0	7.5	8.6	7.8	8.1	8.8	8	8
Avg Base	4.5	4.5	4.3	3.5	3.6	4.8	4.4	4.0	4.6	4.2	4.0	4.3
Avg Length	16.6	19.8	18	16.8	16.2	18.6	18.5	17.7	19.5	16.6	17.5	18.1
Avg Spread	13.2	16.8	14.4	13.3	13.6	15.0	14.6	13.9	16.0	13.7	14.1	14.5

DMAP Harvest Report

Date 5/21/2018

*** OLD RIVER WMA ***

Club Number '9606'

Table 9. Estimated B&C Score

Age	Num	Estimated Non-typical B&C Score	Estimated Non-typical B&C Score at Maturity Minimum	Estimated Non-typical B&C Score at Maturity Maximum
2.5	4	69 1/8	101 5/8	112 4/8
3.5	6	95 4/8	113 5/8	121 5/8
4.5	2	89 1/8	94 7/8	97 4/8
5.5+	1	128 7/8	128 7/8	128 7/8

Table 10. Top Five Bucks

Rank	Estimated Non-typical B&C Score for Old River WMA		2016 Estimated Non-typical B&C Score for	
	Score	Age	Score	Age
1	115 5/8	3.5	168 2/8	2.5
2	112 2/8	3.5	154 4/8	4.5
3	95 6/8	3.5	151 3/8	4.5
4	94 5/8	3.5	148 1/8	4.5
5	93 4/8	4.5	142 0/8	5.5

Report prepared by Cody Haynes

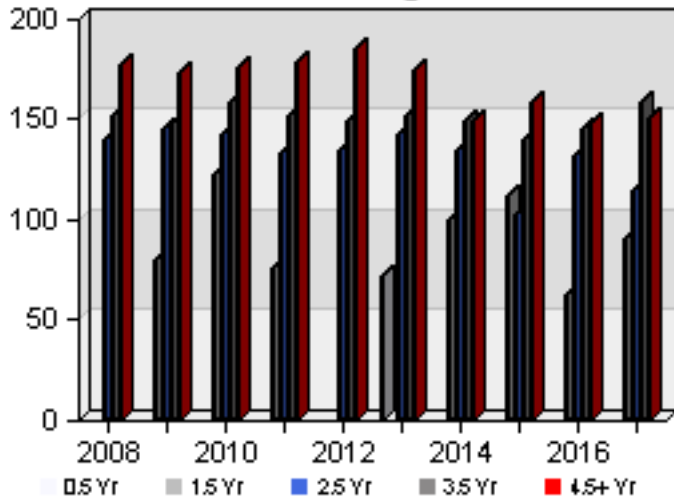
DMAP Harvest Report

Date 5/21/2018

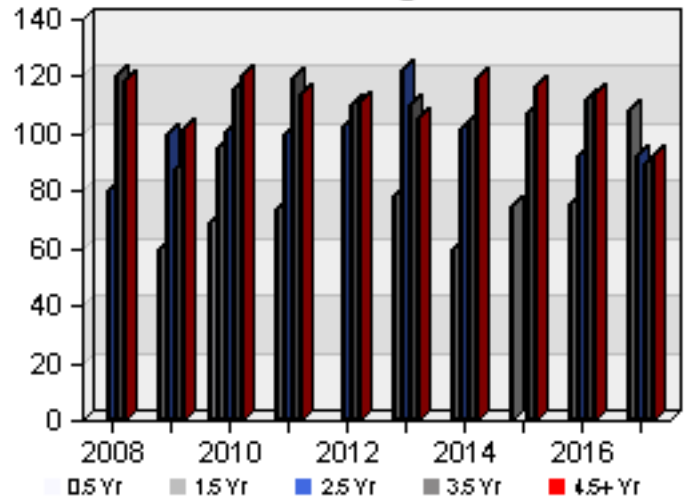
*** OLD RIVER WMA ***

Club Number '9606'

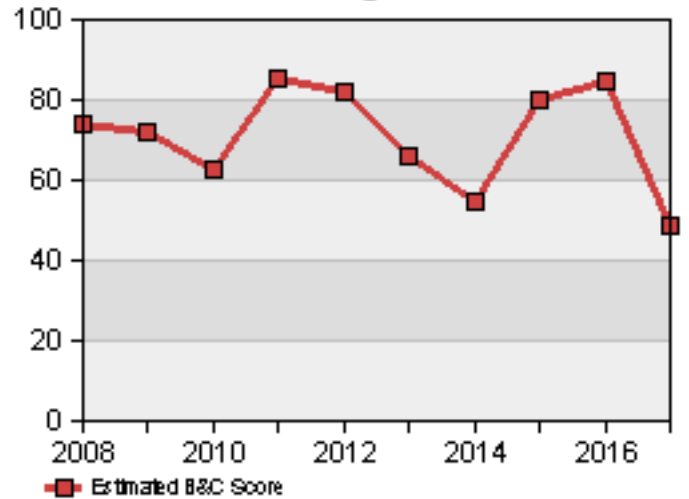
Buck Live Weights



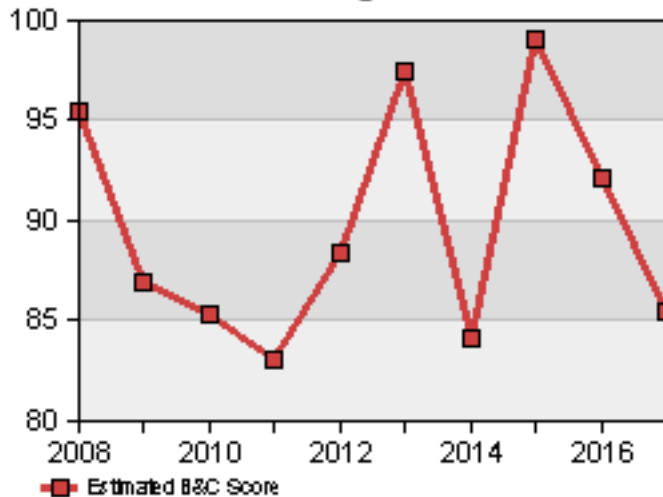
Doe Live Weights



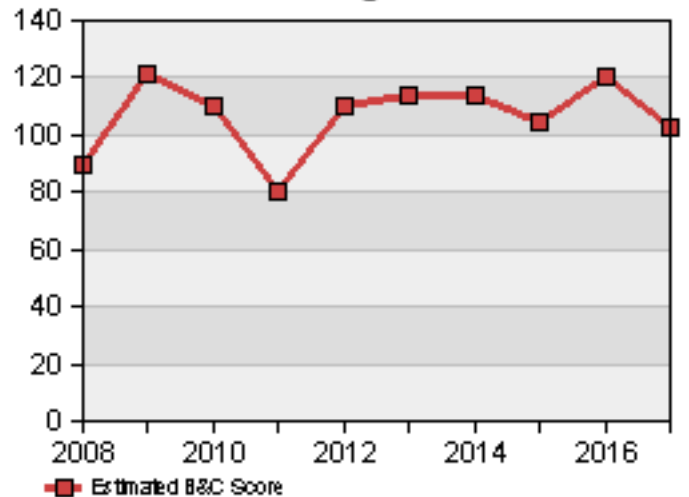
2.5 Year Old Average B&C Scores



3.5 Year Old Average B&C Scores



4.5 Year Old Average B&C Scores

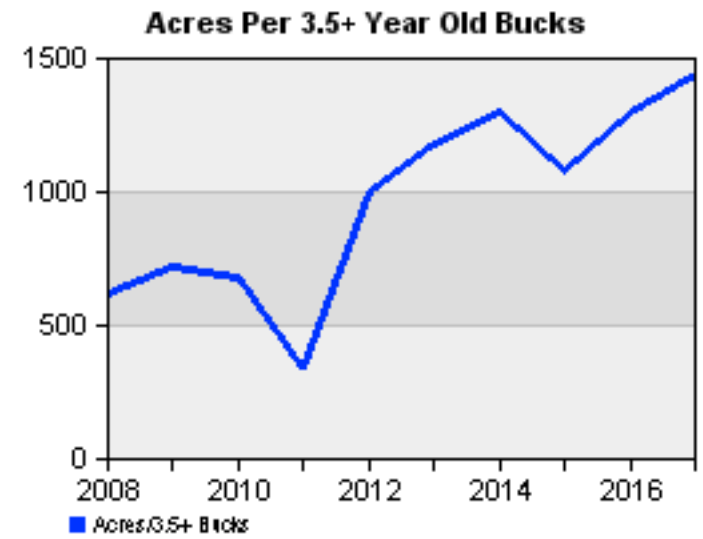
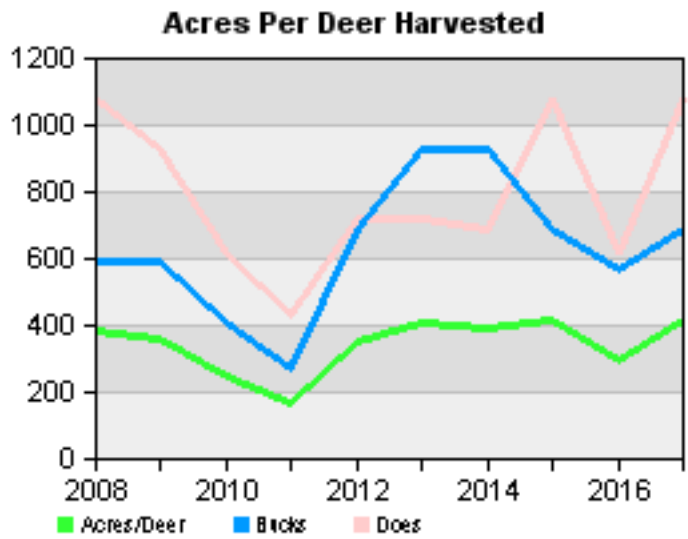
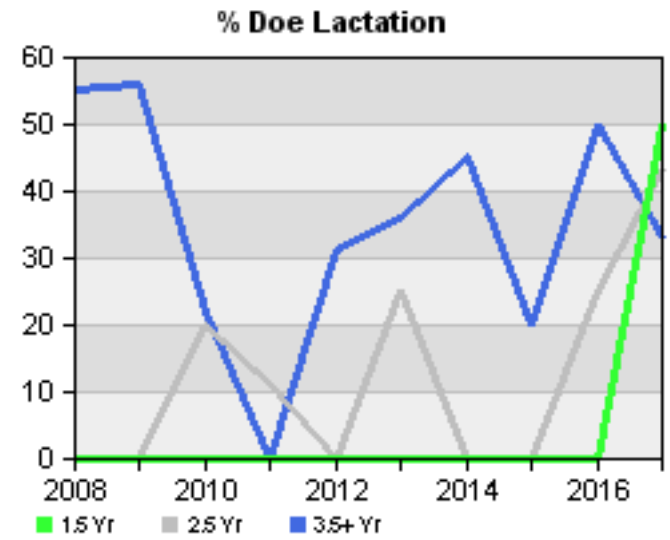
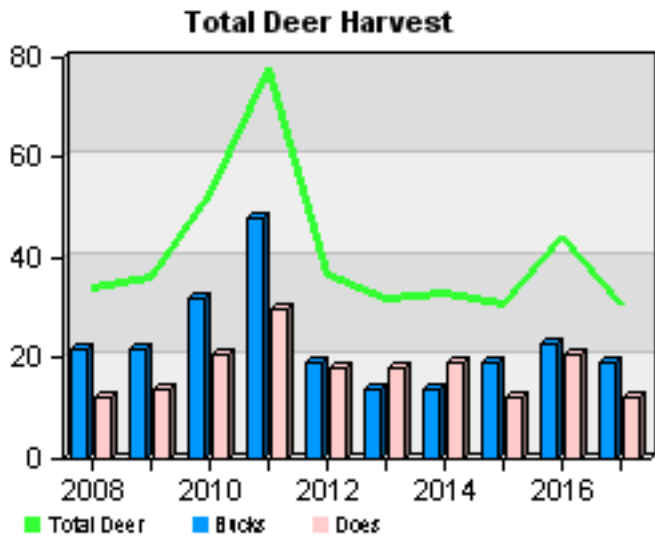
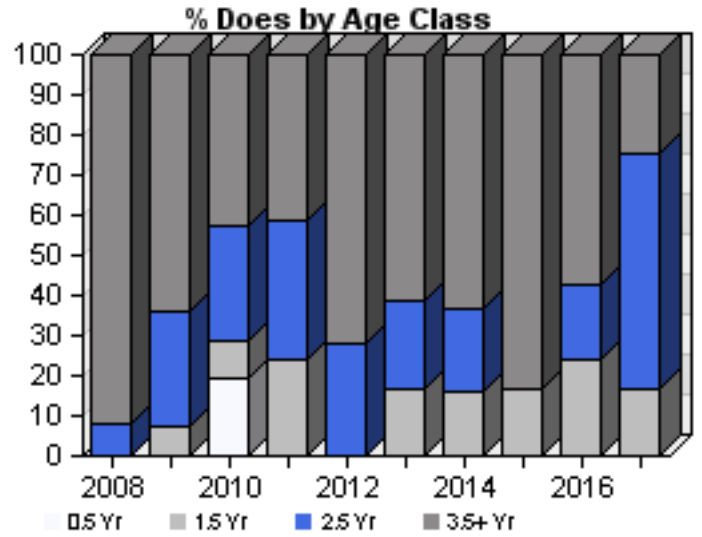
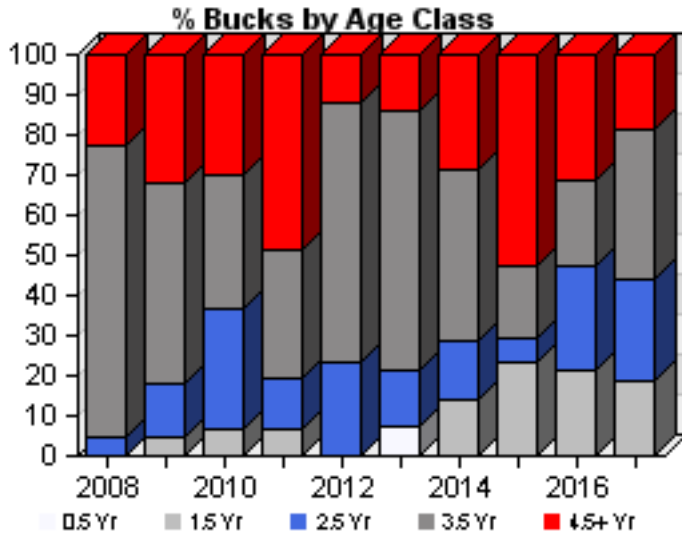


DMAP Harvest Report

Date 5/21/2018

*** OLD RIVER WMA ***

Club Number '9606'



DMAP Harvest Report

Date 5/21/2018

*** OLD RIVER WMA ***

Club Number '9606'

Harvest Recommendations

Year	Doe	Buck	Obj.*	Spread	Beam	Buck Tags	Doe Tags
------	-----	------	-------	--------	------	-----------	----------

2017	- _____	- _____	<u> 2 </u>	_____	_____	_____	_____
-------------	---------	---------	--------------	-------	-------	-------	-------

Criteria:

Instructions:

2016	- _____	- _____	<u> 2 </u>	_____	_____	_____	_____
-------------	---------	---------	--------------	-------	-------	-------	-------

2015	- _____	- _____	<u> 1 </u>	_____	_____	_____	_____
-------------	---------	---------	--------------	-------	-------	-------	-------

2014	- _____	- _____	<u> 1 </u>	_____	_____	_____	_____
-------------	---------	---------	--------------	-------	-------	-------	-------

2013	- _____	- _____	<u> 2 </u>	_____	_____	_____	_____
-------------	---------	---------	--------------	-------	-------	-------	-------

2012	- _____	- _____	<u> 1 </u>	_____	_____	_____	_____
-------------	---------	---------	--------------	-------	-------	-------	-------

2011	- _____	- _____	<u> 1 </u>	_____	_____	_____	_____
-------------	---------	---------	--------------	-------	-------	-------	-------

2010	- _____	- _____	<u> 1 </u>	_____	_____	_____	_____
-------------	---------	---------	--------------	-------	-------	-------	-------

2009	_____	_____	<u> 1 </u>	_____	_____	_____	_____
-------------	-------	-------	--------------	-------	-------	-------	-------

2008	_____	_____	<u> 1 </u>	_____	_____	_____	_____
-------------	-------	-------	--------------	-------	-------	-------	-------

1. Harvest as many legal bucks as possible.
2. Harvest fewer but larger-antlered bucks.
3. Harvest a limited number of trophy bucks.