

DMAP Reports - John Bell Williams WMA - 2020

NRIS ID 7635 DMAP ID MS-5963

BIOLOGIST NathanB COUNTY Prentiss County, MS

ACRES 3198 YEARS ON DMAP 10 SOIL REGION Upper Coastal Plain

HARVEST SUMMARY



	Recommended Harvest	Number Harvested	Acres/Deer Harvested	% Data Collected
Bucks	0 - 0	1	3198	100
Does	0 - 0	1	3198	100
Totals		2	1599	100

HARVEST HISTORY

	Region	Avg	2020	2019	2018	2017	2016	2015	2014	2013
Acres	329229	3037	3198	3198	3198	3198	2930	2930	2930	2930
Total Deer	2014.2	4	2	3	5	7	4	6	3	5
Bucks	866.2	1	1	1	2	2	1	3	1	3
Does	1148.0	2	1	2	3	5	3	3	2	2
Acres/Deer	163	723	1599	1066	639	456	732	488	976	586
Bucks	380	1598	3198	3198	1599	1599	2930	976	2930	976
Does	286	1320	3198	1599	1066	639	976	976	1465	1465

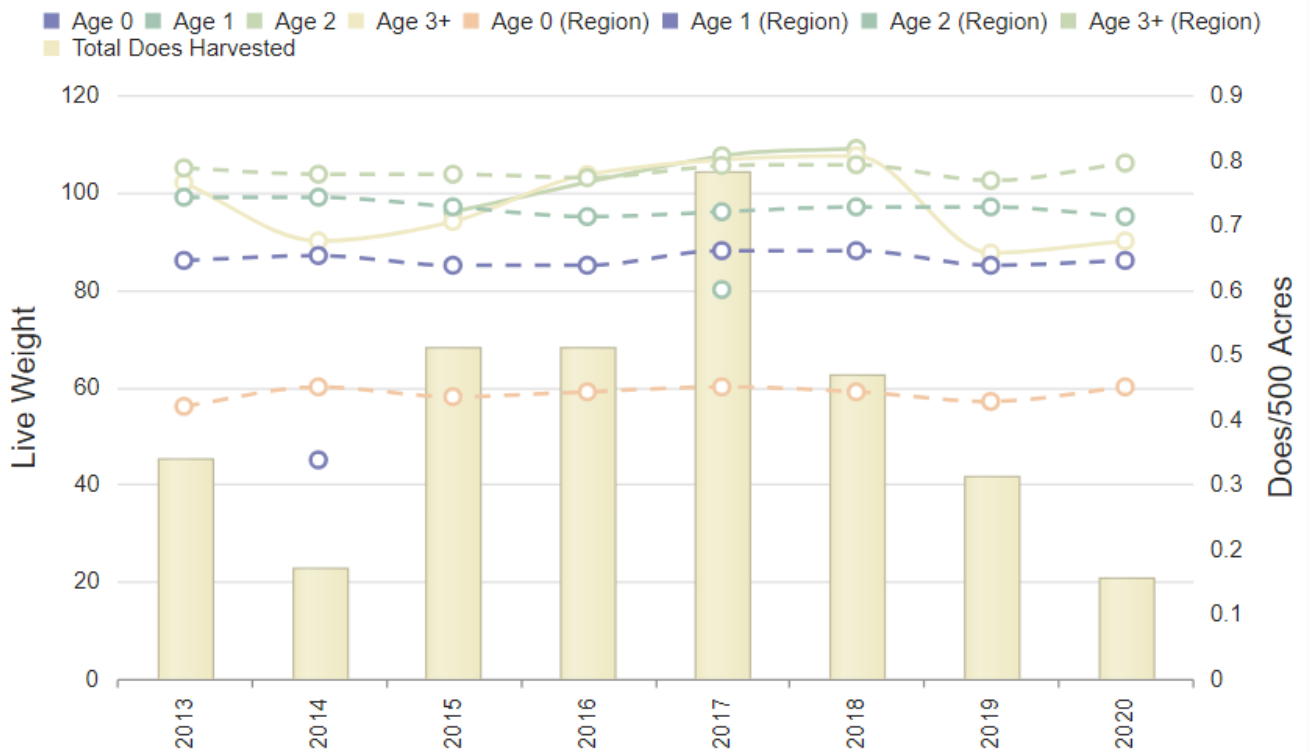
DOE HARVEST HISTORY

	Region	Avg	2020	2019	2018	2017	2016	2015	2014	2013
Does	1148.0	2.6	1	2	3	5	3	3	2	2
Acres/Doe	290.4	1427.7	3198	1599	1066	639	976	976	1465	1465
% .5 Does	9.8	50.0	N/A	N/A	N/A	N/A	N/A	N/A	50	N/A
# .5 Does	116.8	1.0	0	0	0	0	0	0	1	0
Avg Weight	59.0	45.0	N/A	N/A	N/A	N/A	N/A	N/A	45	N/A
% 1.5 Does	18.4	20.0	N/A	N/A	N/A	20	N/A	N/A	N/A	N/A
# 1.5 Does	217.0	1.0	0	0	0	1	0	0	0	0
Avg Weight	86.4	80.0	N/A	N/A	N/A	80	N/A	N/A	N/A	N/A
% 2.5 Does	16.0	48.7	N/A	N/A	33	80	N/A	33	N/A	N/A
# 2.5 Does	188.2	2.0	0	0	1	4	0	1	0	0
Avg Weight	96.0	104.0	N/A	N/A	109	107	N/A	96	N/A	N/A
% 3.5+ Does	50.6	85.3	100	100	66	N/A	100	66	50	100
# 3.5+ Does	586.6	1.9	1	2	2	0	3	2	1	2
Avg Weight	103.4	89.8	90	87	107	N/A	103	94	90	102
% Lactation	N/A	-								
1.5	10.0	NaN	N/A	N/A	N/A	0	N/A	N/A	N/A	N/A
2.5	47.6	50.0	N/A	N/A	0	50	N/A	0	N/A	N/A
2.5+	56.4	71.3	100	50	0	100	66	33	100	0
3.5+	59.6	69.3	100	50	0	N/A	66	50	100	0

DOE WEIGHTS WITH HARVEST



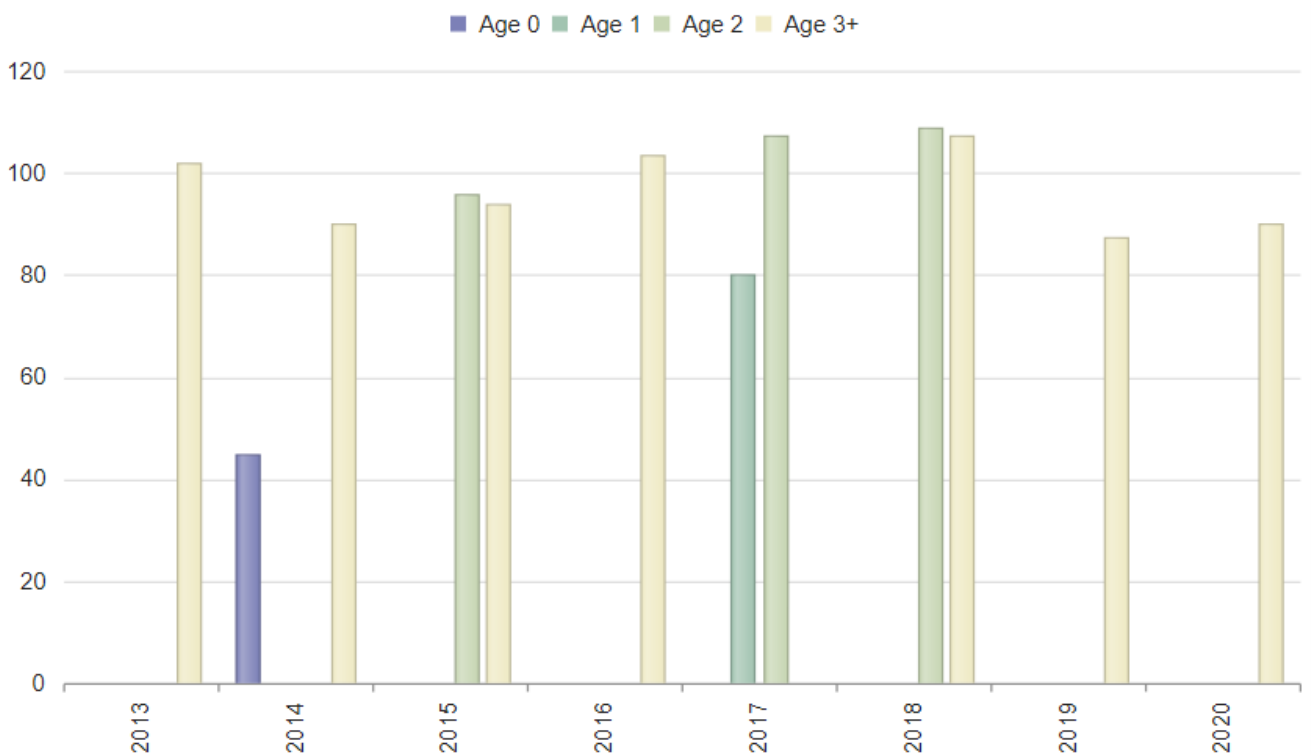
Click series in legend to toggle visibility.



DOE LIVE WEIGHTS



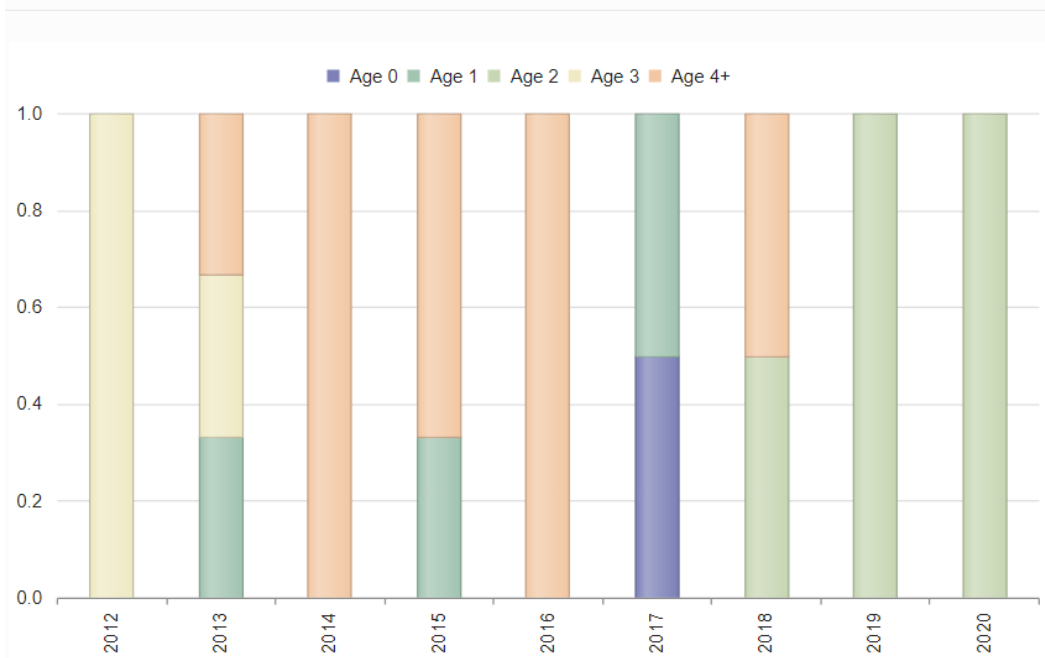
Click series in legend to toggle visibility.



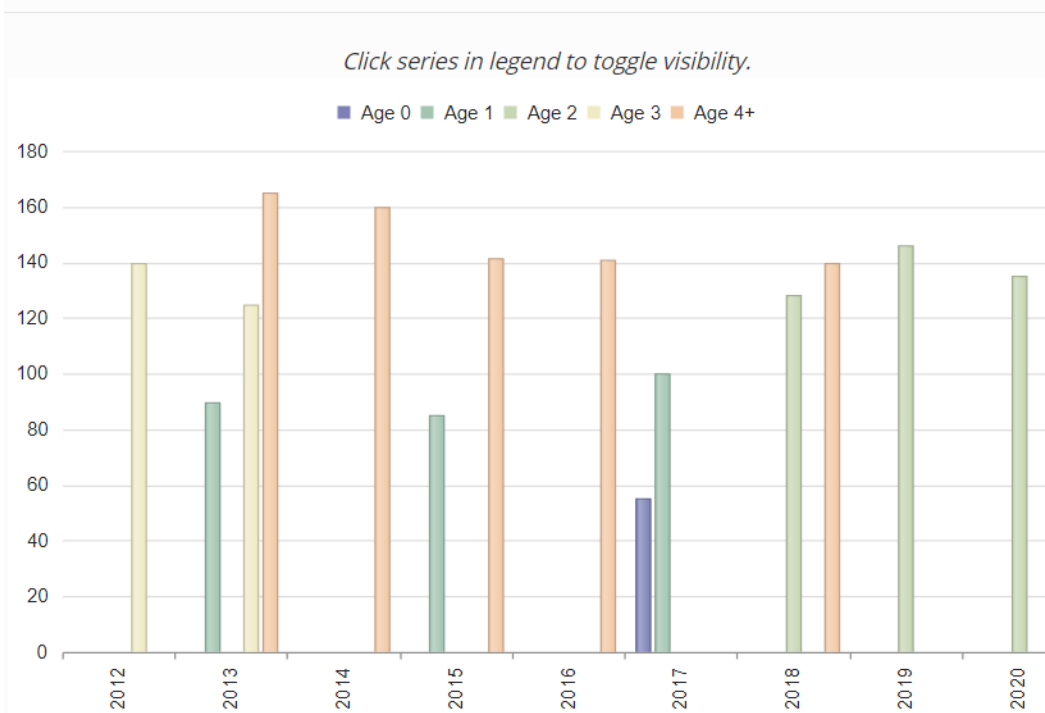
BUCK HARVEST HISTORY

	<i>Region</i>	<i>Avg</i>	2020	2019	2018	2017	2016	2015	2014	2013
Bucks	866.2	1.9	1	1	2	2	1	3	1	3
Acres/Buck	381.2	2106.8	3198	3198	1599	1599	2930	976	2930	976
% .5 Bucks	5.0	50.0	N/A	N/A	N/A	50	N/A	N/A	N/A	N/A
# .5 Bucks	49.0	1.0	0	0	0	1	0	0	0	0
Avg Weight	59.6	55.0	N/A	N/A	N/A	55	N/A	N/A	N/A	N/A
% 1.5 Bucks	11.6	38.7	N/A	N/A	N/A	50	N/A	33	N/A	33
# 1.5 Bucks	105.4	1.0	0	0	0	1	0	1	0	1
% Spikes	63.6	100.0	N/A	N/A	N/A	100	N/A	0	N/A	0
Avg Weight	98.4	91.7	N/A	N/A	N/A	100	N/A	85	N/A	90
Avg Points	2.6	3.7	N/A	N/A	N/A	2.0	N/A	5.0	N/A	4.0
Avg Base	1.5	2.3	N/A	N/A	N/A	1.4	N/A	3.5	N/A	2.0
Avg Length	4.7	5.5	N/A	N/A	N/A	3.5	N/A	6.0	N/A	7.1
Avg Spread	5.0	4.7	N/A	N/A	N/A	3.0	N/A	5.5	N/A	5.5
% 2.5 Bucks	18.8	68.8	100	100	50	N/A	N/A	N/A	N/A	N/A
# 2.5 Bucks	167.8	1.0	1	1	1	0	0	0	0	0
Avg Weight	134.4	137.3	135	146	128	N/A	N/A	N/A	N/A	N/A
Avg Points	6.4	7.8	6.0	9.0	8.0	N/A	N/A	N/A	N/A	N/A
Avg Base	3.1	2.7	3.0	2.8	2.3	N/A	N/A	N/A	N/A	N/A
Avg Length	13.6	14.9	15.5	16.0	14.8	N/A	N/A	N/A	N/A	N/A
Avg Spread	11.1	11.4	12.0	10.3	12.3	N/A	N/A	N/A	N/A	N/A
% 3.5 Bucks	27.6	61.0	N/A	N/A	N/A	N/A	N/A	N/A	N/A	33
# 3.5 Bucks	244.8	1.3	0	0	0	0	0	0	0	1
Avg Weight	147.2	142.0	N/A	N/A	N/A	N/A	N/A	N/A	N/A	125
Avg Points	7.3	7.5	N/A	N/A	N/A	N/A	N/A	N/A	N/A	8.0
Avg Base	3.7	2.9	N/A	N/A	N/A	N/A	N/A	N/A	N/A	3.5
Avg Length	15.7	14.1	N/A	N/A	N/A	N/A	N/A	N/A	N/A	14.0
Avg Spread	12.8	12.6	N/A	N/A	N/A	N/A	N/A	N/A	N/A	11.8
% 4.5+ Bucks	29.0	69.8	N/A	N/A	50	N/A	100	66	100	33
# 4.5+ Bucks	256.2	1.2	0	0	1	0	1	2	1	1
Avg Weight	160.8	149.4	N/A	N/A	140	N/A	141	141	160	165
Avg Points	8.0	8.1	N/A	N/A	8.0	N/A	8.0	8.5	8.0	8.0
Avg Base	4.2	3.8	N/A	N/A	4.5	N/A	4.0	4.2	2.1	4.0
Avg Length	17.8	18.6	N/A	N/A	19.5	N/A	20.6	18.6	17.5	17.0
Avg Spread	14.4	14.7	N/A	N/A	16.0	N/A	15.5	13.3	13.5	15.0

% BUCKS BY AGE CLASS



BUCK LIVE WEIGHTS



MAIN BEAM LENGTHS BY AGE

