

# 2017 CRAPPIE TOURNAMENT SUMMARY



FISHERIES BUREAU



MISSISSIPPI WILDLIFE, FISHERIES, AND PARKS

1505 Eastover Drive  
Jackson, MS 39211



Your purchase of fishing equipment and motor boat fuels supports Sport Fish Restoration and boating access facilities.

In 2014, Mississippi Department of Wildlife, Fisheries, and Parks (MDWFP) biologists began to archive information from crappie tournaments throughout the state. This data should prove helpful in managing one of the most popular sport fish in the state, as well as provide crappie anglers with valuable information that can be used to schedule future tournaments.

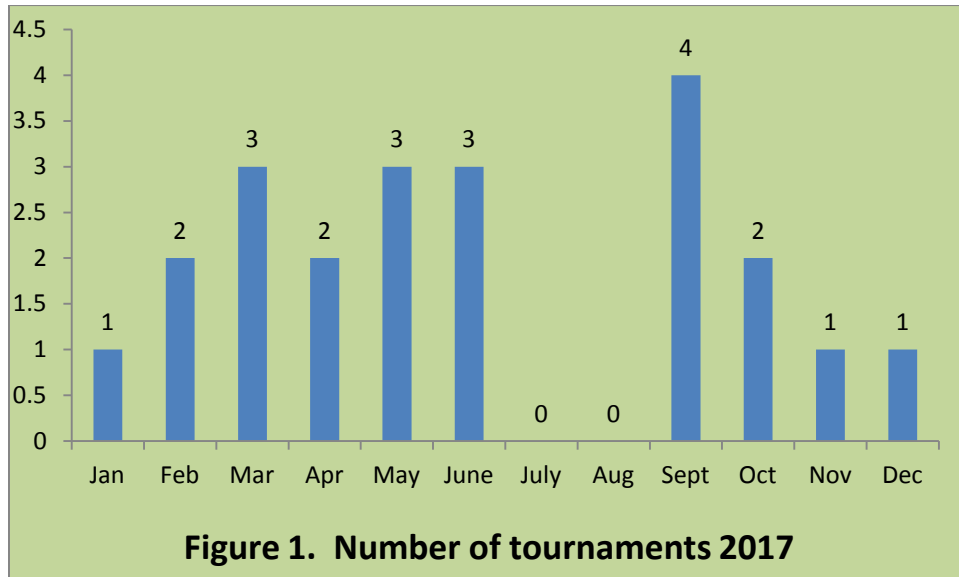
MDWFP was able to archive results from 22 crappie tournaments at 8 different lakes in 2017. Grenada Lake, Ross Barnett Reservoir, and Enid Lake produced the best results, and Grenada was the only lake to produce crappie over 3 pounds. The following summarizes the most notable results from 2017.

- Grenada Lake and Ross Barnett Reservoir finished tied at the top in overall quality indicator rankings followed by Enid Lake (Table 2). It should be noted that there were more tournaments at Grenada Lake, Sardis Lake, and Lake Washington compared to other lakes.
- 23 crappie over 3 pounds were weighed in from Grenada Lake. This was an increase from 2016, when 20 crappie over 3 pounds were weighed in from Grenada and Ross Barnett.

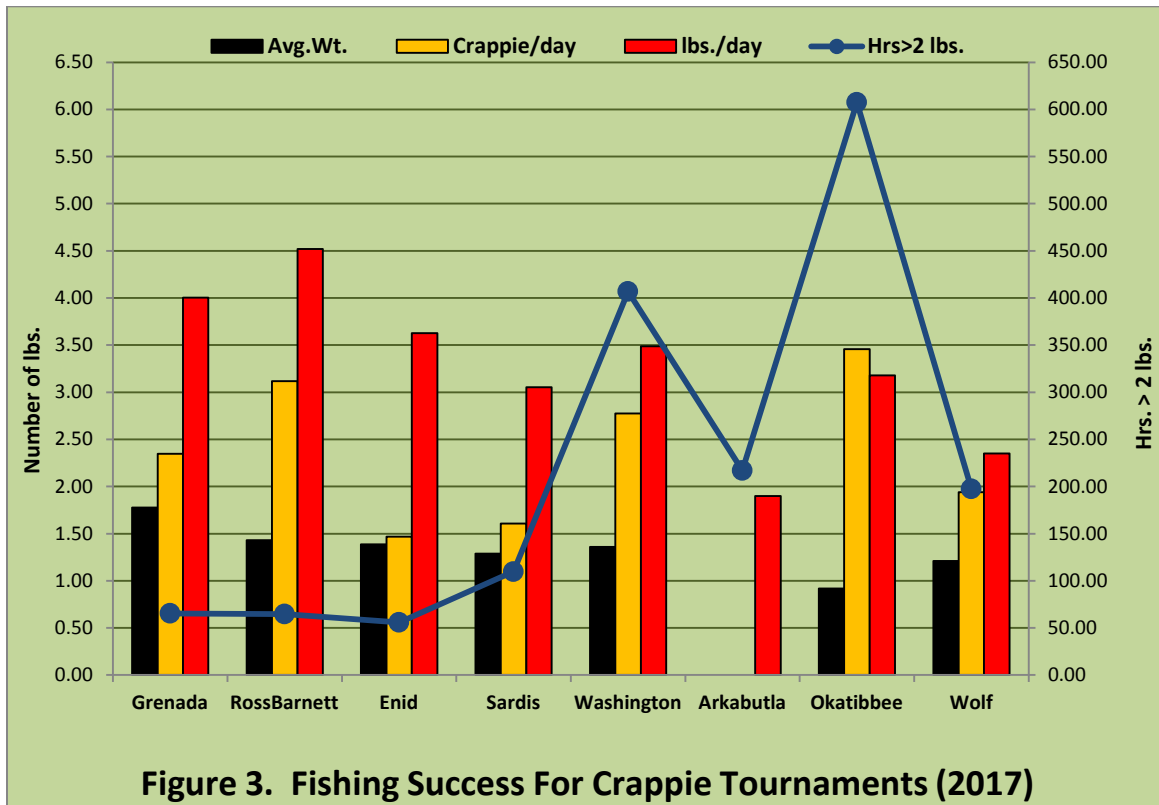
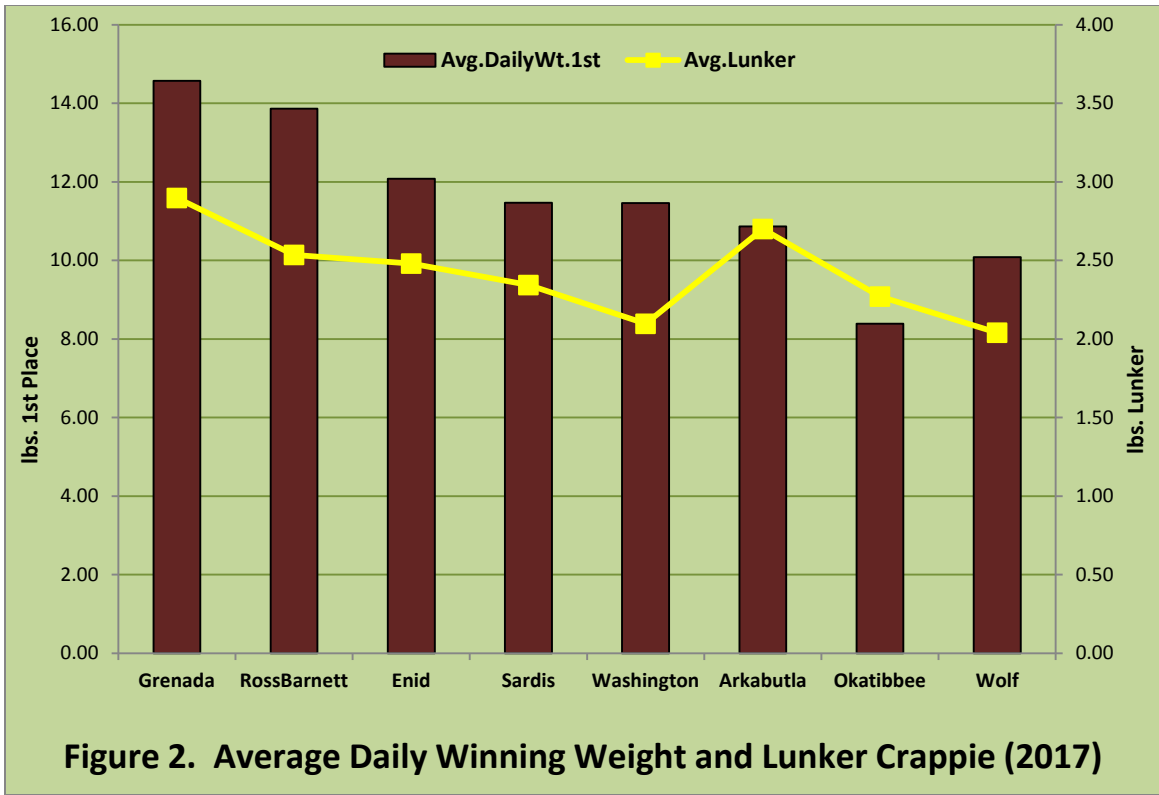
### *Statewide Tournament Statistics*

- 2.39 - Number of crappie caught per angler-day
- 3.26 - Pounds of crappie caught per angler-day
- 1.34 - Average weight of crappie caught
- 216 - Hours to catch a 2 pound crappie
- 2.42 - Average lunker, or biggest crappie weight
- 11.60 - Average daily 1<sup>st</sup> place weight

- A total of 1,951 anglers participated in the 22 tournaments. Grenada Lake and Lake Washington had the most tournaments. The majority of tournaments occurred from March through June, although September hosted the most. No tournament results were reported for the months of July and August (Figure 1).



- It took a daily average of 11.60 pounds to win a crappie tournament (Figure 2). This was a 0.62 pound decrease in winning weight compared to the average from 2016.
- Average crappie weight ranged from 0.92 pounds at Okatibbee to 1.78 pounds at Grenada Lake. The statewide average weight was 1.34 pounds, a decrease from the average in 2016. The number of crappie caught per angler per day was highest at Okatibbee and the pounds caught per angler per day was highest at Ross Barnett (Figure 3).
- The number of hours to catch a 2 pound or larger crappie was shortest at Enid Lake (56 hours) and longest at Okatibbee (608 hours). The number of hours to catch a 2 pound or larger crappie is dependent on the number of anglers in a tournament, fishing time for a tournament, and number of crappie 2 pounds and larger that are documented by the tournament organizations.



- The average lunker (biggest) crappie caught per tournament was 2.42 pounds (Figure 2). There has been a declining trend in average lunker weight over the past three years (2.53 in 2015 and 2.46 in 2016); however, it remains near the historic average of 2.47.
- Four of the top 5 heaviest 7-crappie limits came from Grenada Lake (Table 1). Four different tournament organizations reported tournament results in 2017.

*Table 1. Top 10 heaviest average daily 1<sup>st</sup> place weights from 2017*

Lake	Date	Tournament	Daily 1 <sup>st</sup> Place Weight
Grenada	24-25 March	Crappie Masters	16.49
Grenada	18 March	Magnolia	15.78
Grenada	20 May	Magnolia	15.44
Grenada	10-11 March	American Crappie	14.75
Barnett	8 April	Magnolia	14.53
Grenada	18 May	Fruit Jar	14.44
Grenada	7 October	Magnolia	13.98
Barnett	11 November	Magnolia	13.19
Grenada	9-10 June	Magnolia	12.98
Washington	25 February	Fruit Jar	12.96

- All reported crappie tournaments were team events, although in some cases anglers would occasionally fish by themselves.
- Tournament bag limits were 7 crappie per team each day. Some tournaments lasted two days but most were one day events.

Table 2. Final rankings of crappie tournament lakes in Mississippi based on 2017 results.

Overall Rank*	Hours to catch a crappie > 2 lbs.	Average daily weight 1 <sup>st</sup> place	Average lunker	Average weight	Average crappie per angler per day	Average lbs. per angler per day
#1 Grenada (8)	Enid 56	Grenada 14.57	Grenada 2.90	Grenada 1.78	Okatibbee 3.46	Barnett 4.52
#1 Barnett (2)	Barnett 65	Barnett 13.86	Arkabutla 2.70	Barnett 1.43	Barnett 3.12	Grenada 4.00
#3 Enid (2)	Grenada 66	Enid 12.08	Barnett 2.54	Enid 1.39	Washington 2.78	Enid 3.63
#4 Sardis(3)	Sardis 110	Sardis 11.47	Enid 2.48	Washington 1.36	Grenada 2.35	Washington 3.49
#4 Washington (4)	Wolf 198	Washington 11.46	Sardis 2.34	Sardis 1.29	Wolf 1.94	Okatibbee 3.18
#6 Arkabutla (1)	Arkabutla 217	Arkabutla 10.87	Okatibbee 2.27	Wolf 1.21	Sardis 1.61	Sardis 3.05
#7 Okatibbee (1)	Washington 407	Wolf 10.08	Washington 2.10	Okatibbee 0.92	Enid 1.47	Wolf 2.35
#8 Wolf (1)	Okatibbee 608	Okatibbee 8.39	Wolf 2.04	Arkabutla NA	Arkabutla NA	Arkabutla 1.90

\*Number of tournament samples in parenthesis

The results from these tournaments can be utilized by biologists, anglers, and tournament organizations to improve crappie management, increase angling success, and improve tournament success and participation. Tournament reports help provide more insight into the health of crappie fisheries throughout the state.