

# 2018 CRAPPIE TOURNAMENT SUMMARY



FISHERIES BUREAU



MISSISSIPPI WILDLIFE, FISHERIES, AND PARKS

1505 Eastover Drive  
Jackson, MS 39211



Your purchase of fishing equipment and motor boat fuels supports Sport Fish Restoration and boating access facilities.

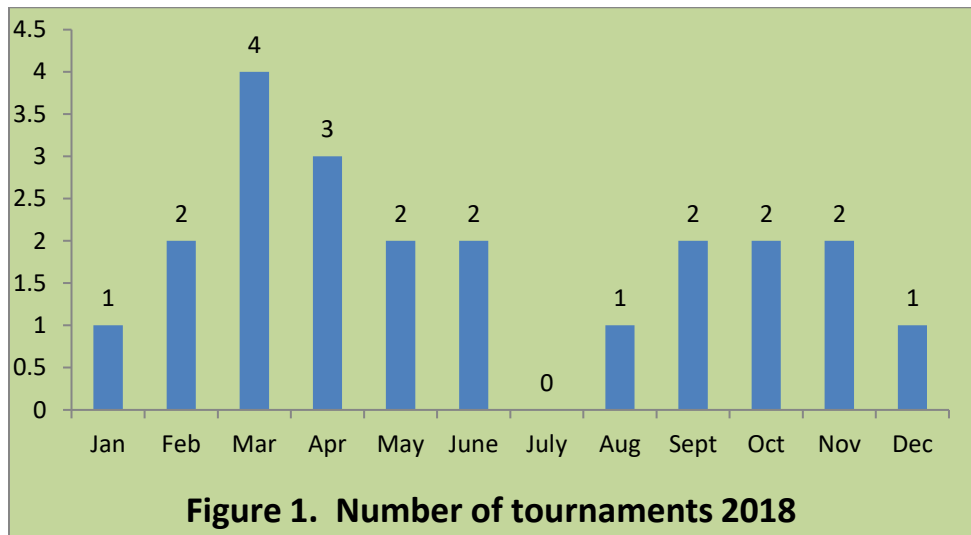
In 2014, Mississippi Department of Wildlife, Fisheries, and Parks (MDWFP) biologists began to archive information from crappie tournaments throughout the state. These data should prove helpful in managing one of the most popular sport fish in the state, as well as provide crappie anglers with valuable information that may be used to schedule future tournaments.

MDWFP was able to archive results from 22 crappie tournaments at 9 different lakes in 2018. Eagle Lake, Grenada Lake, and Ross Barnett Reservoir produced the best results, and they were the only lakes to produce crappie over 3 pounds. The following summarizes the most notable results from 2018.

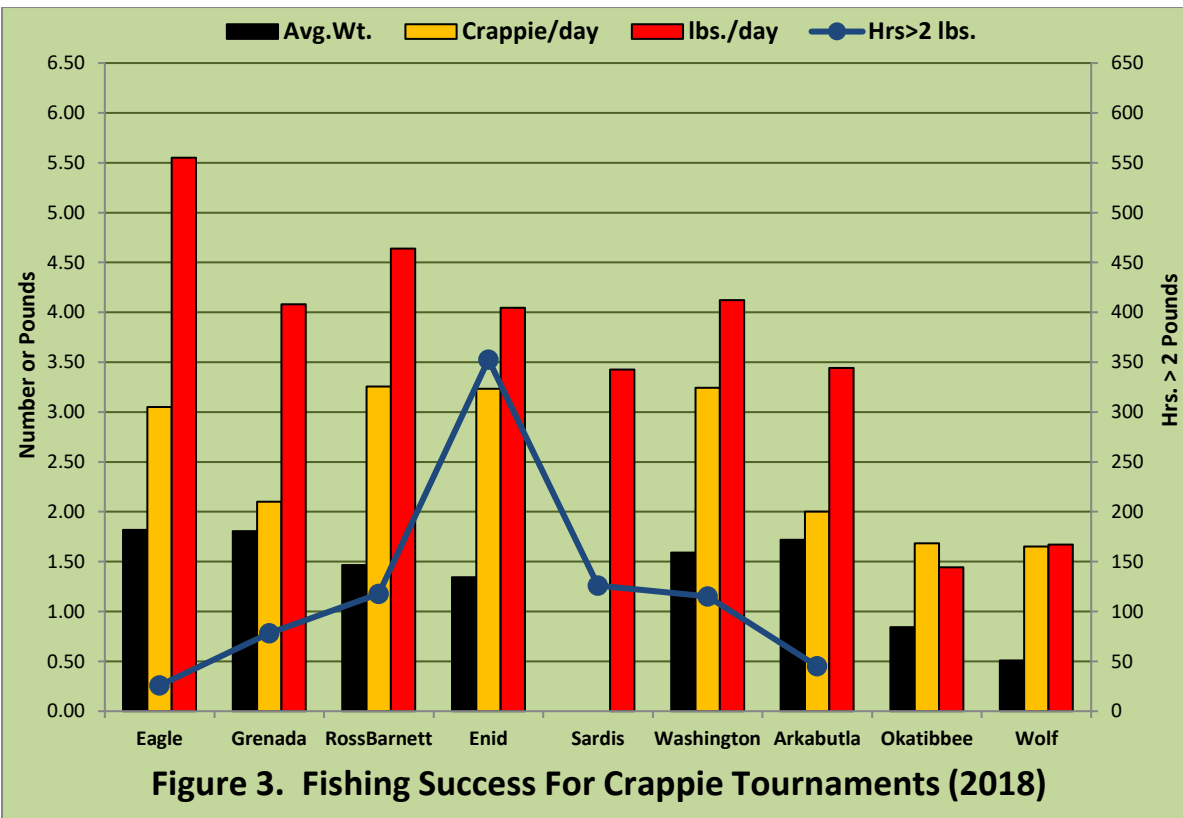
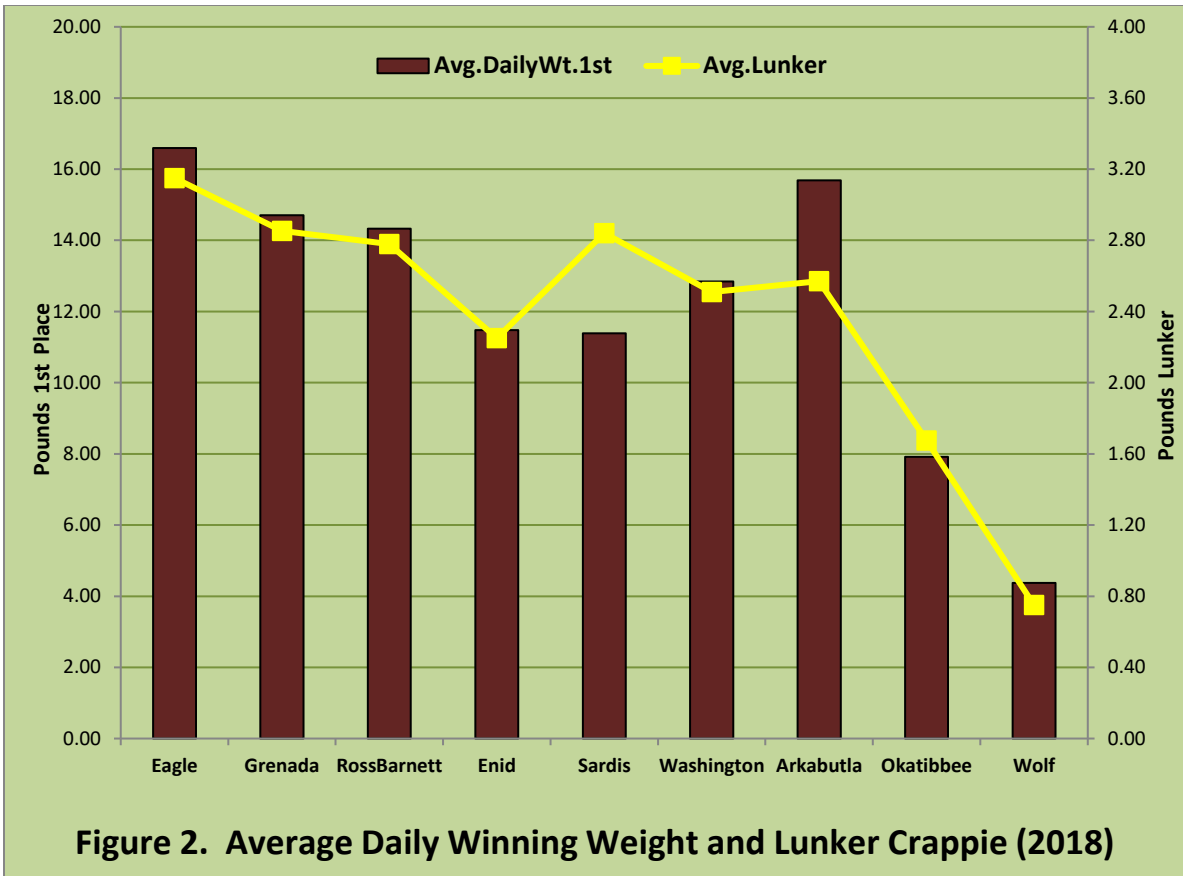
- Eagle Lake finished at the top in overall quality indicator rankings followed by Grenada Lake (Table 2). It should be noted that there were more tournaments at Grenada Lake and Enid Lake compared to other lakes.
- Only 6 crappie over 3 pounds were weighed in during 2018. This was a sharp decrease from 2017, when 23 crappie over 3 pounds were weighed in from Grenada Lake alone.



- A total of 2,042 anglers participated in the 22 tournaments. Grenada Lake and Enid Lake had the most tournaments. The majority of tournaments occurred from February through June. No tournament results were reported for the month of July (Figure 1).



- It took a daily average of 12.15 pounds to win a crappie tournament (Figure 2). This was a 0.55 pound increase in winning weight compared to the average from 2017. Tournament bag limits were 7 crappie per team each day.
- Average crappie weight ranged from 0.51 pounds at Wolf Lake to 1.82 pounds at Eagle Lake. The statewide average weight was 1.39 pounds, a small increase from the average in 2017. The number of crappie caught per angler per day was highest at Ross Barnett, and the pounds caught per angler per day was highest at Eagle Lake (Figure 3).
- The number of hours to catch a 2 pound or larger crappie was lowest at Eagle Lake (26 hours), and no 2 pound or larger crappie were caught at Okatibbee or Wolf Lake. The number of hours to catch a 2 pound or larger crappie is dependent on the number of anglers in a tournament, fishing time for a tournament, and number of crappie 2 pounds and larger that are documented by the tournament organizations.



- The average lunker (biggest) crappie caught per tournament was 2.38 pounds (Figure 2). There has been a slight decline in average lunker weight over the past four years (2.53 in 2015, 2.46 in 2016, and 2.42 in 2017).
- Six of the top 10 heaviest 7-crappie limits came from Grenada Lake (Table 1). Four different tournament organizations reported tournament results in 2018.

*Table 1. Top 10 heaviest average daily 1<sup>st</sup> place weights from 2018*

Lake	Date	Tournament	Daily 1 <sup>st</sup> Place Weight
Eagle	24 February	Magnolia	16.59
Grenada	23-24 March	Crappie Masters	16.48
Arkabutla	22 September	Magnolia	15.69
Grenada	17 March	Magnolia	15.15
Barnett	28 April	Magnolia	14.57
Grenada	9 June	Magnolia	14.35
Grenada	13 October	Magnolia	14.18
Grenada	14-15 September	American Crappie Trail	14.09
Barnett	20-21 April	American Crappie Trail	14.08
Grenada	6 October	Fruit Jar	14.00

- All reported crappie tournaments were team events, although in some cases anglers would occasionally fish by themselves. Some tournaments lasted two days but most were one day events.

Table 2. Final rankings of crappie tournament lakes in Mississippi based on 2018 results.

Overall Rank*	Hours to catch a crappie > 2 lbs.	Average daily weight 1 <sup>st</sup> place	Average lunker	Average weight	Average crappie per angler per day	Average lbs. per angler per day
#1 Eagle (1)	Eagle 26	Eagle 16.59	Eagle 3.15	Eagle 1.82	Barnett 3.25	Eagle 5.55
#2 Grenada (6)	Arkabutla 45	Arkabutla 15.69	Grenada 2.85	Grenada 1.81	Washington 3.24	Barnett 4.64
#3 Barnett (2)	Grenada 78	Grenada 14.71	Sardis 2.84	Arkabutla 1.72	Enid 3.23	Washington 4.12
#4 Arkabutla (1)	Washington 115	Barnett 14.33	Barnett 2.78	Washington 1.59	Eagle 3.05	Grenada 4.08
#4 Washington (2)	Barnett 118	Washington 12.85	Arkabutla 2.57	Barnett 1.47	Grenada 2.10	Enid 4.05
#6 Enid (5)	Sardis 126	Enid 11.48	Washington 2.51	Enid 1.34	Arkabutla 2.00	Arkabutla 3.44
#7 Sardis (1)	Enid 353	Sardis 11.39	Enid 2.25	Okatibbee 0.84	Okatibbee 1.68	Sardis 3.43
#8 Okatibbee (2)	Okatibbee NA	Okatibbee 7.92	Okatibbee 1.68	Wolf 0.51	Wolf 1.65	Wolf 1.67
#9 Wolf (2)	Wolf NA	Wolf 4.37	Wolf 0.75	Sardis NA	Sardis NA	Okatibbee 1.44

\*Number of tournament samples in parenthesis

The results from these tournaments can be utilized by biologists, anglers, and tournament organizations to improve crappie management, increase angling success, and improve tournament success and participation. Tournament reports help provide more insight into the health of crappie fisheries throughout the state.