

MISSISSIPPI BASS TOURNAMENT PROGRAM 2007 ANNUAL REPORT



BUREAU OF FISHERIES



MISSISSIPPI WILDLIFE, FISHERIES AND PARKS



Your purchase of fishing equipment and motor boat fuels supports Sport Fish Restoration and boating access facilities.

The Mississippi Department of Wildlife, Fisheries and Parks (MDWFP) began a program in 1998 for bass tournament anglers to help biologists monitor bass populations and the number of reporting tournaments has increased each year. These results continue to be a valuable addition to the data that MDWFP biologists use to manage bass populations. In some waters, it may be the only measure we have of what anglers are catching.

Bass clubs and tournament organizers are encouraged to provide tournament results to MDWFP on the form shown below. The form may be mailed, faxed or emailed to the address below. Forms, reports and data input can be accessed via internet at:

<http://home.mdwfp.com/fishing.aspx> OR http://www.msbase.org/php/report_card.php

MISSISSIPPI BASS TOURNAMENT REPORT CARD

Lake: _____ **Date:** _____ Start: _____ Stop: _____

Tournament Type: Individual () Team () **Director:** _____

Club or Organization: _____ **Phone:** _____

Address: _____ **City:** _____ **State:** _____ **Zip:** _____

Total No. of Anglers or Teams: _____ **Limits Caught:** _____

Number of bass weighed-in: _____

Total Weight (all bass): _____ Lbs. _____ ozs./tenths

First Place Weight: _____ Lbs. _____ ozs./tenths

Tournament Lunker: _____ Lbs. _____ ozs./tenths

No. of Bass over 5 Pounds: _____

By mail: Mississippi Wildlife, Fisheries & Parks
 C/O Larry Pugh
 272 CR 995
 Tupelo, MS 38804

ph: 662-840-5172
 fax: 662-840-5170
 email: larry.pugh@mdwfp.state.ms.us

2007 Bass Tournament Program Results

- X A total of 258 tournaments reported 10,834 anglers that weighed-in 18,688 bass (Table 1). Report cards were received on 38 lakes. Forty-four more tournaments were submitted than in 2006 and from three additional lakes (Figure 1). Bay Springs Lake, Ross Barnett Reservoir and Pickwick Lake had the most tournaments reported.
- X Average weight of bass ranged from 0.88 pounds at Little Black Creek Water Park to 2.72 pounds at Ross Barnett Reservoir. The statewide average weight of tournament bass decreased from 1.84 pounds to 1.77 pounds. Using average length of tournaments to define an angler day, number of bass caught/angler day was highest at Paul B. Johnson State Park and pounds caught/angler day was highest at Little Eagle Lake.
- X It took an average of 12.70 pounds to win a tournament in 2007 (Table 1). Of lakes with a least five tournaments reported, Ross Barnett and Enid Reservoirs had the highest average winning weights.
- X The seasonal distribution of 2007 tournaments is submitted in Figure 2. Most tournaments were held during March thru June but July and August were also popular months.
- X Tournament catch for numbers and pounds per day and average weight decreased slightly in 2007 (Figure 3). The hours to catch a bass 5 pounds or larger during the year (382) increased slightly but was still well below the high mark set in 2003.
- X Lakes (at least five tournaments reported) were ranked by averaging six Aquality indicators@ (Table 2). The top 2 lakes in 2007 were Bay Springs Lake and Enid Reservoir, with Ross Barnett Reservoir, Pickwick and Aliceville Lakes rounding out the Top-5. Bay Springs Lake received high marks for bass caught per day and pounds caught per day; Enid scored well for 1st Place weights, average lunker weight and hours to catch a bass over 5 pounds. Ross Barnett was the top scorer under average weight of bass weighed-in. Pickwick Lake re-entered the top 5 in 2007 with Aliceville Lake dropping from fourth to fifth. This information is best used to follow trends on a particular lake. Natural fluctuations in bass abundance and size structure

are normal, plus environmental conditions and angling pressure vary from year to year.

- X Twenty-five clubs or tournament organizations submitted 258 tournament reports; 19 clubs or organizers submitted more than one report card (Table 3). Thirteen clubs (52%) submitted five or more reports with six clubs submitting 10 or more reports. The average number of reports received per club or organization was 10 reports.
- X Team tournaments were more popular than individual tournaments in 2007. Sixty-six percent of the reports submitted were team tournaments that averaged 26 teams per tournament. Individual tournaments (e.g., club tournaments) accounted for 34% of the reports and averaged 23 participants per event.
- X The number of bass weighed-in over 5 pounds was slightly lower in 2007. On average, it took 379 angler hours, or 45 angler days, to weigh-in a bass over five pounds during 2007 tournaments. A total of 236 bass that were five pounds or larger were reported.
- X Of these, 22 bass were at least seven pounds (Table 4). More bass over five pounds were weighed-in at Ross Barnett Reservoir, Enid Reservoir, Bay Springs and Pickwick Lakes. The largest bass reported weighed 9.90 pounds from Ross Barnett.
- X The heaviest five-bass limit weighed 28.44 pounds from Enid Reservoir (Table 5). The heavy sack was weighed-in on June 16, 2007, during an Oxford Bass Club tournament. Seven of the top 10 heaviest sacks in 2007 came from either Ross Barnett or Pickwick.
- X Limits of bass were weighed-in by 34% of all anglers or teams, a slight decrease to the number of limits reported in 2006.
- X Tournament bag limits varied from 5 to 7 bass and were more restrictive than state regulations. Most tournaments had a 12-inch minimum length limit.

Success of this program depends on more participation from clubs and tournament organizers with MDWFP. We thank all those who voluntarily submitted report cards. Higher numbers of reports allow better estimates of fishing conditions, and not just a good or bad day's fishing by one or two clubs. Results can be used by tournament directors, anglers and biologists to better manage and enjoy our fishery resources.

Angler involvement has been and remains the key to protecting and managing Mississippi's fishery resources.

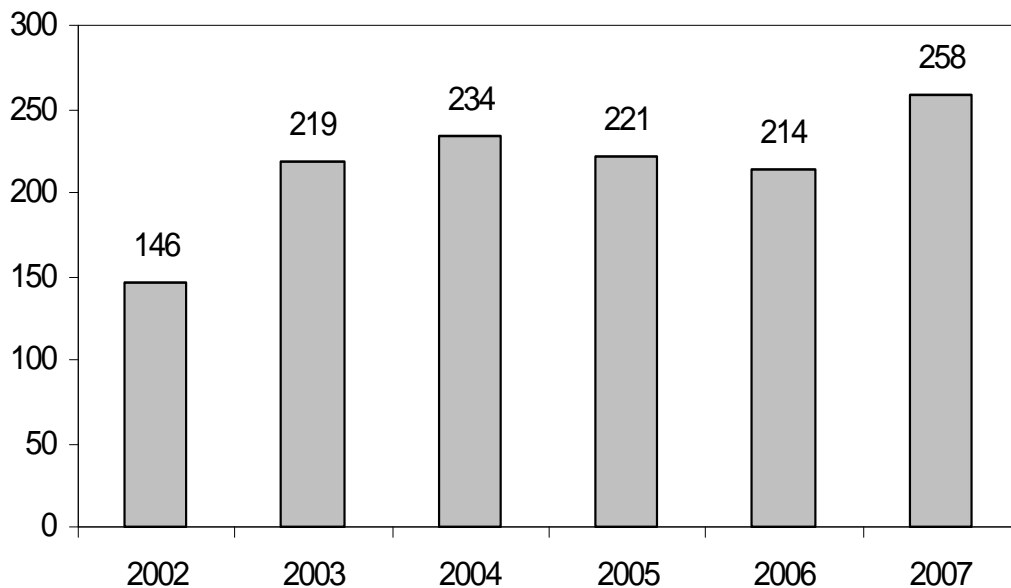


Figure 1. Number of tournament report cards, 2002-2007.

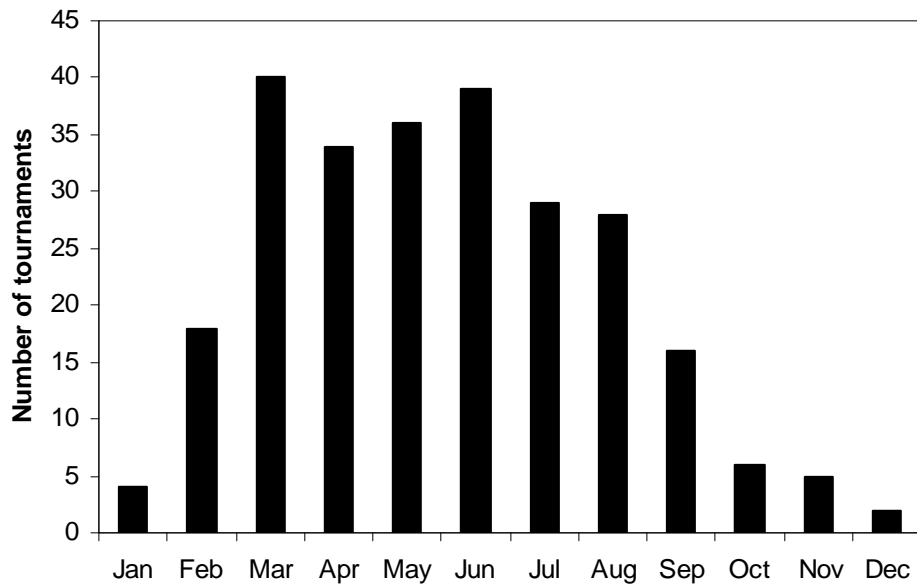


Figure 2. Seasonal Distribution of 2007 Tournaments.

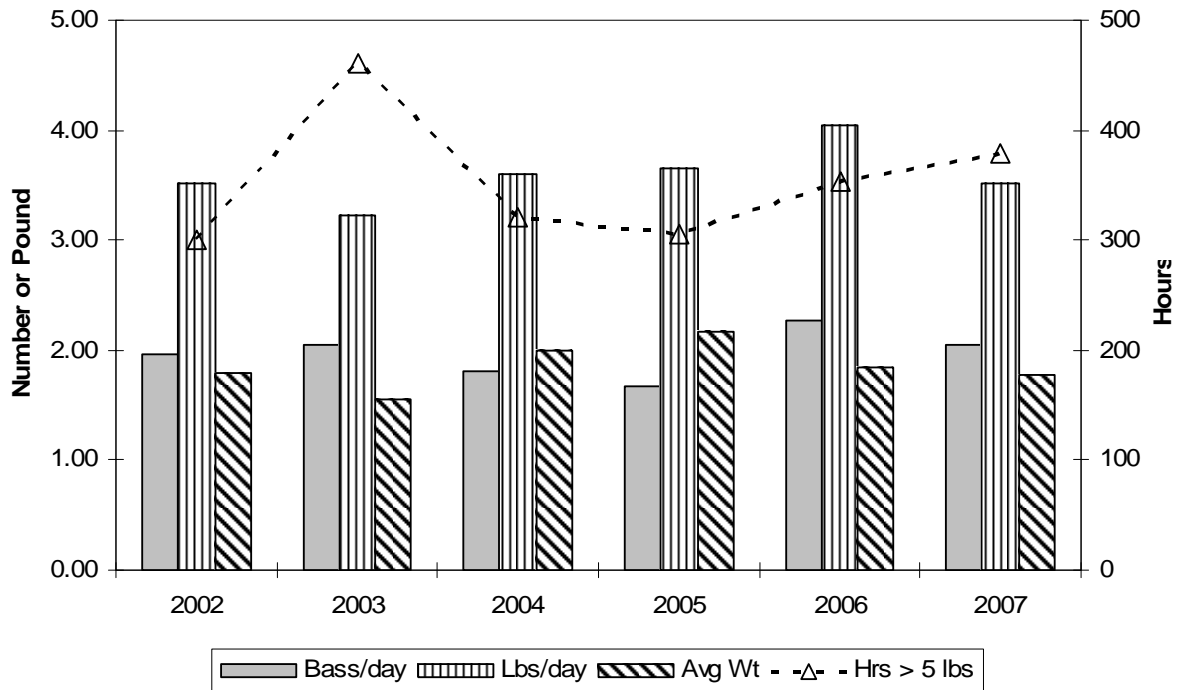


Figure 3. Fishing Success for Reported Tournaments (2002-2007).

Table 1. Summary of bass tournament results from the 2007 MDWFP Bass Tournament Program.

Waterbody	Report Cards	Entries	Bass Caught	Bass Per Day	Pounds Per Day	Percent Success	Average Weight	No. >5 lbs.	Big Bass	Average 1st Place
Aberdeen	14	427	815	2.00	3.52	36	1.75	11	4.66	13.13
Aliceville	12	446	968	2.35	4.37	57	1.92	15	5.31	15.72
Archusa	2	57	79	1.47	2.15	13	1.48	0	2.86	9.87
BackBay	7	129	371	2.96	4.13	48	1.42	2	3.88	10.34
Bay Springs	34	1083	1801	3.19	6.35	40	2.03	21	4.93	13.52
Bee	3	126	219	1.75	4.17	45	2.36	.	.	18.67
Calling Panther	1	20	33	1.65	3.25	10	1.97	1	.	15.10
Chotard	2	34	67	1.71	3.12	13	1.88	3	6.31	15.08
Clarko State Pk	1	12	29	2.42	4.01	33	1.66	0	2.82	11.06
Columbus	19	693	1343	1.85	3.13	37	1.68	8	5.21	11.70
DeSota	3	120	134	1.15	2.72	19	2.37	3	6.35	14.89
Enid	5	149	295	1.97	4.07	62	2.02	27	6.37	16.64
Escatawpa	1	8	27	3.38	4.17	50	1.24	0	3.15	8.33
Ferguson	7	363	489	1.38	3.16	31	2.36	5	5.36	15.66
Flint Creek	2	94	152	2.17	2.28	20	1.16	0	3.52	9.31
Gulfport Lake	3	148	298	2.12	2.83	45	1.35	1	4.00	9.54
Jourdan River	5	176	497	3.29	4.06	60	1.25	0	3.60	8.82
Kemper County	3	119	212	1.87	2.23	43	1.21	0	3.80	9.93
Lakeview	1	32	28	0.88	1.86	6	2.13	.	.	14.70
Little Black Ck	1	17	37	2.18	1.91	12	0.88	0	1.62	5.70
Little Eagle	1	24	.	.	7.61	38	.	3	6.10	20.13
Lock A TTW	3	34	49	1.45	1.91	9	1.33	0	2.87	6.48
Lock B TTW	6	121	258	2.27	3.73	31	1.66	1	4.36	11.62
Lock C TTW	1	16	43	2.69	3.85	25	1.43	0	3.50	10.29
Lock D TTW	4	44	98	2.28	3.58	25	1.85	0	3.86	9.10
Log Loader	1	54	94	1.74	3.97	48	2.28	3	6.81	18.78
Okatibbee	3	154	251	1.87	3.72	60	1.91	.	.	19.55
Pascagoula	20	861	2021	2.61	3.36	41	1.30	7	3.98	10.85
Paul B Johnson	1	13	48	3.69	4.29	38	1.16	0	2.28	8.50
Pearl River	12	241	592	2.99	4.35	64	1.54	1	3.35	11.09
Pickwick	31	1680	3128	2.41	4.90	58	2.08	19	5.05	15.90
Ross Barnett	32	2670	3394	1.34	3.52	22	2.72	92	6.80	16.98
Sardis	5	170	183	0.95	1.78	14	1.85	8	4.88	11.01
Tunica	7	274	318	1.02	2.17	21	2.16	2	4.77	12.34
Turkey Creek	1	18	23	1.28	2.74	28	2.14	0	4.28	8.44
Turkey Fork	1	18	52	2.89	4.01	44	1.39	2	6.36	11.14
Washington	2	150	188	1.32	3.45	26	2.60	1	5.08	17.90
Whittington	1	39	54	1.38	2.87	30	2.07	.	.	14.85
Totals	258	10,834	18,688					236		
Average				2.05	3.51	34	1.77	0.92	4.49	12.70

Table 2. Final rankings of tournament lakes in Mississippi based on 2007 reports.

Ranked by "Fishing Quality Indicators" from lakes with 5 or more tournament reports										
Average weight/bass (lbs.)	Average Number Caught per 8-hour day	Average Pounds Caught per 8-hour day	Index of hours to catch a bass > 5 lbs.	Average big bass weight (lbs.)	Average 1 st place weight (lbs.)	Overall Rank				
Ross Barnett 2.72	Jourdan 3.29	Bay Springs 6.35	Enid 0.47	Ross Barnett 6.80	Ross Barnett 16.98	#1 Bay Springs				
Ferguson 2.36	Bay Springs 3.19	Pickwick 4.90	Sardis 1.81	Enid 6.37	Enid 16.64	#2 Enid				
Tunica 2.16	Pearl River 2.99	Aliceville 4.37	Ross Barnett 2.47	Ferguson 5.36	Pickwick 15.90	#3 Ross Barnett				
Pickwick 2.08	Back Bay 2.96	Pearl River 4.35	Aliceville 2.53	Aliceville 5.31	Aliceville 15.72	#4 Aliceville				
Bay Springs 2.03	Pascagoula 2.61	Back Bay 4.13	Bay Springs 3.10	Columbus 5.21	Ferguson 15.66	#5 Pickwick				
Enid 2.02	Pickwick 2.41	Enid 4.07	Aberdeen 3.30	Pickwick 5.05	Bay Springs 13.52	#6 Ferguson				
Aliceville 1.92	Aliceville 2.35	Jourdan 4.06	Back Bay 5.48	Bay Springs 4.93	Aberdeen 13.13	#7 Aberdeen				
Sardis 1.85	Lock B 2.27	Lock B 3.73	Ferguson 6.17	Sardis 4.88	Tunica 12.34	#8 Back Bay				
Aberdeen 1.75	Aberdeen 2.00	Ross Barnett 3.52	Columbus 7.36	Tunica 4.77	Columbus 11.70	#9 Columbus				
Columbus 1.68	Enid 1.97	Aberdeen 3.52	Pickwick 7.52	Aberdeen 4.66	Lock B 11.62	#10 Pearl River				
Lock B 1.66	Columbus 1.85	Pascagoula 3.36	Lock B 10.29	Lock B 4.36	Pearl River 11.09	#10 Lock B				
Pearl River 1.54	Ferguson 1.38	Ferguson 3.16	Pascagoula 10.46	Pascagoula 3.98	Sardis 11.01	#12 Sardis				
Back Bay 1.42	Ross Barnett 1.34	Columbus 3.13	Tunica 11.65	Back Bay 3.88	Pascagoula 10.85	#13 Tunica				
Jourdan 1.30	Tunica 1.02	Tunica 2.17	Pearl River 20.49	Jourdan 3.60	Back Bay 10.34	#13 Pascagoula				
Pascagoula 1.25	Sardis 0.95	Sardis 1.78	Jourdan .	Pearl River 3.35	Jourdan 8.82	#15 Jourdan				

Table 3. Organizations that submitted reports in the 2007 MWFP Bass Tournament Program.

Club	Number of tournaments	Number of anglers
4 Lakes Bass Club	8	108
American Bass Anglers	9	153
AL B.A.I.T.	4	89
BASS Federation Nation	2	192
Believer's Bassmen	5	120
Belmont Bass Anglers	23	578
Big Cedar Bassmasters	3	46
Dixie Bassmasters	1	31
Fishers of Men	25	1957
SMABC King of the River	3	182
Media Bass Trail	20	1499
Mid-south Bassmasters	4	30
Monroe County Bassmasters	9	132
MS Bass Federation	2	300
Ocean Springs Bassmasters	11	99
Oxford Bass Club	8	216
Pickens County Bassmasters	1	19
Ragland Hills Bass Club	8	123
S.M.A.B.C.	8	236
South MS Bassmasters	1	11
TBF Divisonal	1	84
Team Trails of MS	84	4158
Tupelo Bass Club	12	166
Walker's Bass Club	1	10
Walmart B.F.L.	1	173

Table 4. Summary of bass weighed-in that were seven pounds or larger from the 2007 MDWFP Bass Tournament Program Report.

Weight (lbs.)	Date	Lake	Tournament/Club
9.90	3/4/2007	Ross Barnett Reservoir	Media Bass
9.60	3/25/2007	Ross Barnett Reservoir	MS Team Trails
9.18	3/10/2007	Ross Barnett Reservoir	MS Team Trails
8.43	3/3/2007	Ross Barnett Reservoir	Wal-mart BFL
8.36	3/10/2007	Ross Barnett Reservoir	MS Team Trails
8.11	4/28/2007	Ross Barnett Reservoir	Fisher's of Men
8.10	4/14/2007	Ross Barnett Reservoir	MS Team Trails
8.06	4/28/2007	Ross Barnett Reservoir	Fisher's of Men
8.01	5/26/2007	Columbus Lake	MS Team Trails
7.94	2/18/2007	Ross Barnett Reservoir	Media Bass
7.89	4/21/2007	Aberdeen Lake	MS Team Trails
7.74	8/7/2007	Bay Springs Lake	Belmont Bass Anglers
7.60	3/5/2007	Bay Springs Lake	Tupelo Bass Club
7.52	3/17/2007	Pickwick Lake	Fisher's of Men
7.48	7/29/2007	Ross Barnett Reservoir	MS Team Trails
7.43	5/20/2007	Ross Barnett Reservoir	Media Bass
7.41	3/3/2007	Ross Barnett Reservoir	Wal-mart BFL
7.33	6/17/2007	Ross Barnett Reservoir	Media Bass
7.20	2/10/2007	Ross Barnett Reservoir	MS Team Trails
7.13	6/23/2007	Sardis Reservoir	Fisher's of Men
7.11	8/11/2007	Columbus Lake	MS Team Trails
7.01	4/21/2007	Enid Reservoir	Oxford Bass Club

Table 5. The top 10 heaviest limits weighed-in from the 2007 MDWFP Bass Tournament Program Report.

Weight (lbs.)	Date	Lake	Tournament/Club
28.44	6/16/2007	Enid Reservoir	Oxford Bass Club
24.48	3/10/2007	Ross Barnett Reservoir	Team Trails of MS
24.03	4/14/2007	Aberdeen Lake	Shawana Gray Open
23.92	6/16/2007	Okatibbee Reservoir	Team Trails of MS
23.00	3/24/2007	Ross Barnett Reservoir	Believer's Bassmen
22.96	3/17/2007	Pickwick Lake	Fishers of Men
22.06	5/12/2007	Okatibbee Reservoir	Team Trails of MS
22.06	4/22/2007	Ross Barnett Reservoir	Media Bass Trail
21.66	7/14/2007	Pickwick Lake	Team Trails of MS
21.63	2/24/2007	Chotard Lake	Believer's Bassmen