

# MISSISSIPPI BASS TOURNAMENT PROGRAM 2008 ANNUAL REPORT



BUREAU OF FISHERIES



MISSISSIPPI WILDLIFE, FISHERIES AND PARKS



Your purchase of fishing equipment and motor boat fuels supports Sport Fish Restoration and boating access facilities.

The Mississippi Department of Wildlife, Fisheries and Parks (MDWFP) began a program in 1998 for bass tournament anglers to help biologists monitor bass populations and the number of reporting tournaments has increased each year. These results continue to be a valuable addition to the data that MDWFP biologists use to manage bass populations. In some waters, it may be the only measure we have of what anglers are catching.

Bass clubs and tournament organizers are encouraged to provide tournament results to MDWFP on the form shown below. The form may be mailed, faxed or emailed to the address below. Forms, reports and data input can be accessed via internet at:

<http://home.mdwfp.com/fishing.aspx> OR [http://www.msbase.org/php/report\\_card.php](http://www.msbase.org/php/report_card.php)

MISSISSIPPI BASS TOURNAMENT REPORT CARD

**Lake:** \_\_\_\_\_ **Date:** \_\_\_\_\_ Start: \_\_\_\_\_ Stop: \_\_\_\_\_

**Tournament Type:** Individual ( ) Team ( ) Director: \_\_\_\_\_

Club or Organization: \_\_\_\_\_ Phone: \_\_\_\_\_

Address: \_\_\_\_\_ City: \_\_\_\_\_ State: \_\_\_\_\_ Zip: \_\_\_\_\_

**Total No. of Anglers or Teams:** \_\_\_\_\_ **Limits Caught:** \_\_\_\_\_

**Number of bass weighed-in:** \_\_\_\_\_

**Total Weight (all bass):** \_\_\_\_\_ Lbs. \_\_\_\_\_ ozs./tenths

**First Place Weight:** \_\_\_\_\_ Lbs. \_\_\_\_\_ ozs./tenths

**Tournament Lunker:** \_\_\_\_\_ Lbs. \_\_\_\_\_ ozs./tenths

**No. of Bass over 5 Pounds:** \_\_\_\_\_

By mail: Mississippi Wildlife, Fisheries & Parks  
 C/O Larry Pugh  
 1505 Eastover Drive  
 Jackson, MS 39215

ph: 601-432-2208  
 fax: 601-432-2203  
 email: [larry.pugh@mdwfp.state.ms.us](mailto:larry.pugh@mdwfp.state.ms.us)

## 2008 Bass Tournament Program Results

- A total of 252 tournaments reported 10,859 anglers that weighed-in 17,652 bass (Table 1). Report cards were received on 34 lakes. Six fewer tournaments were reported in 2008 but report numbers were higher than 2002 thru 2006 (Figure 1). Ross Barnett Reservoir and Pickwick Lake had the most tournaments reported.
- Average weight of bass ranged from 0.95 pounds at the Dog River to 3.05 pounds at Wolf Lake. The statewide average weight of tournament bass was 1.77 pounds. Using average length of tournaments to define an angler day, number of bass caught/angler day and pounds caught/angler day was highest at Lock C on the Tennessee-Tombigbee Waterway (TTW).
- It took an average of 11.77 pounds to win a tournament in 2008 (Table 1). Of lakes with a least five tournaments reported, Pickwick Lake and Ross Barnett Reservoir had the highest average winning weights.
- The seasonal distribution of 2008 tournaments is submitted in Figure 2. Tournament reports were submitted from all 12 months. Tournaments held from March thru August accounted for 70% of reports.
- Tournament catch for numbers and pounds per day and average weight was similar to numbers from 2007 (Figure 3). The hours to catch a bass 5 pounds or larger during the year (317) decreased and was still well below the high mark set in 2003.
- Lakes (at least five tournaments reported) were ranked by averaging six "quality indicators" (Table 2). The top 2 lakes in 2008 were Pickwick and Bay Springs Lakes, with Lock B (TTW), Aliceville Lake and Ross Barnett Reservoir rounding out the Top-5. Pickwick Lake received high marks for 1<sup>st</sup> Place weight, average weight of bass weighed-in and pounds caught per day. Bay Springs Lake received high marks for average lunker weight hours to catch a bass over 5 pounds. Lock B (TTW) scored highest under numbers and pounds caught per day; Aliceville ranked highest for hours to catch a bass over 5 pounds. Ross Barnett was the top scorer under average weight of bass weighed-in and average lunker. Pickwick Lake replaced Bay Springs as the top-ranked lake in 2008. Lock B (TTW) moved up from 10<sup>th</sup> to 5<sup>th</sup> with Aliceville Lake and Ross

Barnett Reservoir repeat entrees from 2007 rankings. Enid Lake, a 2<sup>nd</sup> place finisher in 2007, only had 4 tournaments submitted in 2008 and was not included in tournament rankings. This information is best used to follow trends on a particular lake. Natural fluctuations in bass abundance and size structure are normal, plus environmental conditions and angling pressure vary from year to year.

- Twenty-two clubs or tournament organizations submitted 252 tournament reports; 18 clubs or organizers submitted more than one report card (Table 3). Seventeen clubs (77%) submitted five or more reports with seven clubs submitting 10 or more reports. Team Trails of Mississippi accounted for 41% of the total number of tournaments. The average number of reports received per club or organization was 11 reports.
- Team tournaments were more popular than individual tournaments in 2008. Seventy-two percent of the reports submitted were team tournaments that averaged 25 teams per tournament. Individual tournaments (e.g., club tournaments) accounted for 28% of the reports and averaged 24 participants per event.
- The number of bass weighed-in over 5 pounds increased in 2008. On average, it took 317 angler hours, or 37 angler days, to weigh-in a bass over five pounds during 2008 tournaments. A total of 290 bass that were five pounds or larger were reported.
- Of these, 28 bass were at least seven pounds (Table 4). More bass over five pounds were weighed-in at Ross Barnett Reservoir and Aliceville Lake. The largest bass reported weighed 8.96 pounds from Ross Barnett.
- The heaviest five-bass limit weighed 29.85 pounds from Aberdeen Lake (Table 5). The heavy sack was weighed-in on March 15, 2008, during an East MS Team Trails tournament. Six of the top 10 heaviest sacks in 2008 came from Pickwick Lake.
- Limits of bass were weighed-in by 37% of all anglers or teams, a slight increase to the number of limits reported in 2007.

- Tournament bag limits varied from 5 to 7 bass and were more restrictive than state regulations. Most tournaments had a 12-inch minimum length limit.

Success of this program depends on more participation from clubs and tournament organizers with MDWFP. We thank all those who voluntarily submitted report cards. Higher numbers of reports allow better estimates of fishing conditions, and not just a good or bad day's fishing by one or two clubs. Results can be used by tournament directors, anglers and biologists to better manage and enjoy our fishery resources.

Angler involvement has been and remains the key to protecting and managing Mississippi's fishery resources.

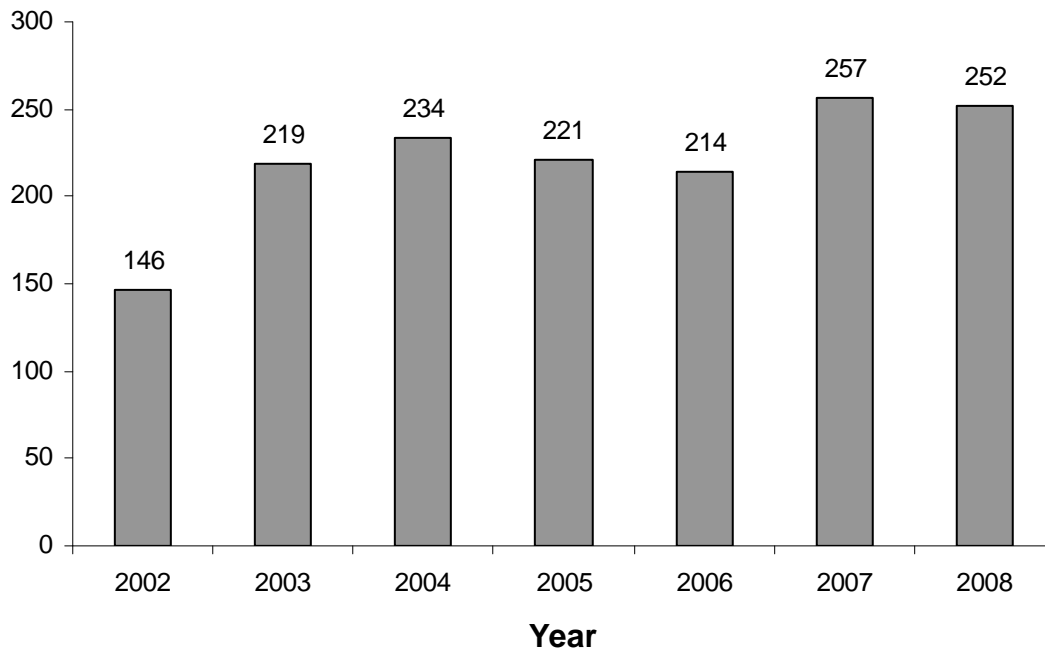


Figure 1. Number of tournament report cards, 2002-2008.

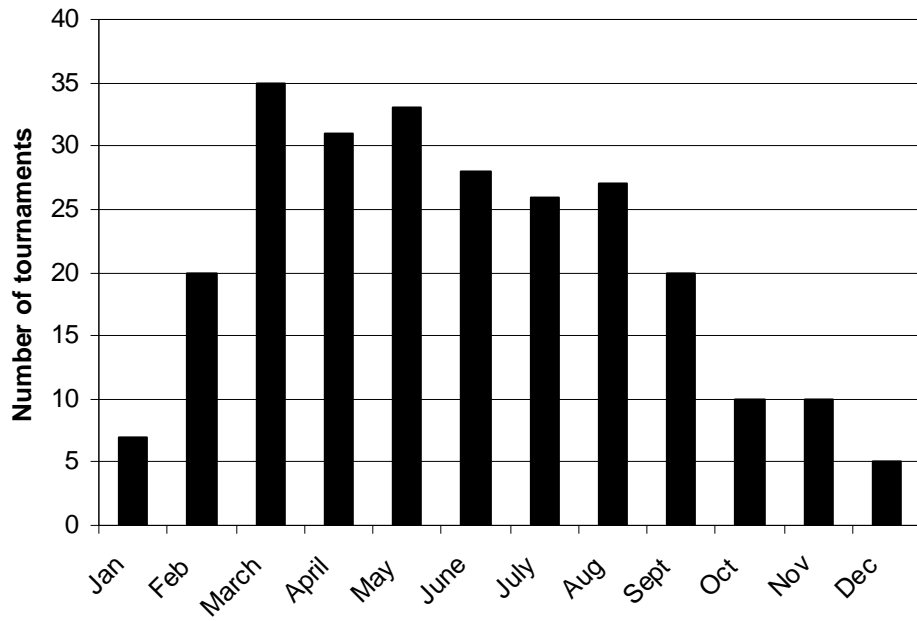


Figure 2. Seasonal Distribution of 2008 Tournaments.

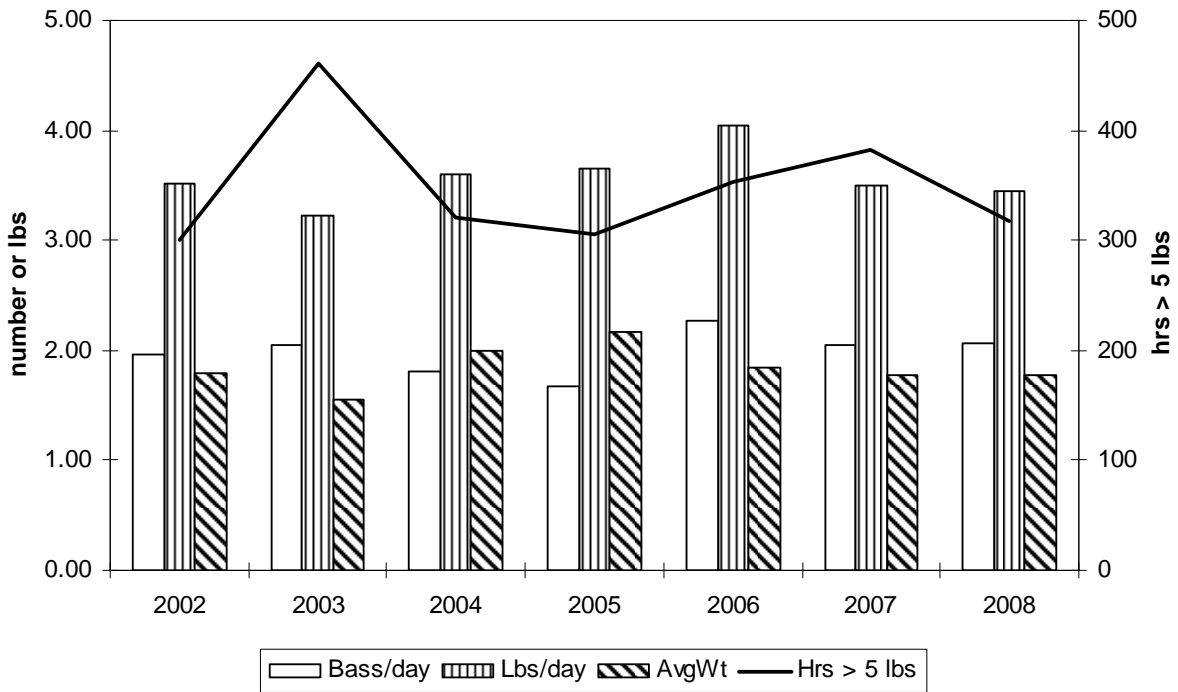


Figure 3. Fishing Success for Reported Tournaments (2002-2008).

Table 1. Summary of bass tournament results from the 2008 MDWFP Bass Tournament Program.

<b>Waterbody</b>	<b>Report Cards</b>	<b>Entries</b>	<b>Bass Caught</b>	<b>Bass Per Day</b>	<b>Pounds Per Day</b>	<b>Percent Success</b>	<b>Average Weight</b>	<b>No. &gt;5 lbs.</b>	<b>Big Bass</b>	<b>Average 1<sup>st</sup> Place</b>
Aberdeen	12	343	775	2.56	4.15	52	1.67	16	5.05	14.42
Aliceville	12	307	613	2.05	3.84	57	1.89	15	5.73	15.03
Archusa	2	58	101	1.75	2.64	28	1.51	0	3.30	9.01
Back Bay	8	259	518	2.12	3.18	56	1.53	3	4.29	10.89
Bay Springs	12	487	753	2.36	4.33	48	2.02	24	5.88	15.50
Bee	2	91	223	2.48	5.67	90	2.29	2	5.13	17.12
Columbus	19	570	1,164	2.25	3.59	49	1.63	18	4.55	11.86
DeSoto	2	47	43	0.95	1.83	16	1.93	0	4.20	9.61
Dog River	1	9	32	3.56	3.39	33	0.95	0	2.33	5.88
Enid	4	132	260	2.28	2.67	51	1.61	7	5.08	10.30
Ferguson	11	407	849	2.04	4.45	49	2.20	8	5.20	15.69
Flint Creek	2	83	127	1.41	2.04	26	1.43	0	2.78	8.08
Grenada	5	216	255	0.96	1.72	2	1.85	1	3.73	9.64
Gulfport Lake	3	108	236	2.16	3.08	71	1.42	0	4.11	10.69
Kemper	4	110	238	2.50	3.23	41	1.38	1	4.13	9.16
Little Black	1	10	31	3.10	3.94	30	1.27	0	3.26	8.04
Lock A	1	4	7	1.75	2.57	0	1.47	0	2.99	4.00
Lock B	6	114	319	3.04	5.40	64	1.79	6	5.53	14.18
Lock C	1	13	60	4.62	6.78	69	1.47	0	3.60	9.40
Lock D	2	25	82	3.33	5.18	33	1.55	1	4.54	10.81
Log Loader	1	15	10	0.67	1.49	13	2.23	0	3.78	11.47
Maynor Creek	1	21	36	1.71	2.12	10	1.24	0	4.04	7.22
Pascagoula	16	721	1,116	1.54	2.30	39	1.45	2	3.66	9.37
Paul B Johnson	1	11	23	2.09	2.89	18	1.38	1	5.86	8.84
Pearl River	16	669	1,390	2.22	3.77	60	1.71	2	4.02	12.84
Pickwick	43	2,081	4,305	2.44	5.35	69	2.29	57	5.27	18.40
Ross Barnett	46	3,355	3,370	1.20	3.26	23	2.67	105	6.46	17.93
Sardis	4	118	198	1.91	2.00	33	1.45	4	4.94	8.78
Simpson	1	16	22	1.38	1.43	0	1.04	0	1.50	4.10
Tunica	6	214	102	0.56	1.09	6	1.99	0	3.62	8.14
Turkey Fork	2	35	91	2.40	3.89	28	1.63	3	7.99	13.45
Washington	3	120	179	1.57	4.69	29	2.99	9	7.79	20.67
Whittington	1	59	56	0.95	2.22	23	2.34	1	5.54	17.79
Wolf	1	31	68	2.19	6.68	.	3.05	4	7.02	18.08
<b>Totals</b>	<b>252</b>	<b>10,859</b>	<b>17,652</b>					<b>290</b>		
<b>Average</b>				<b>2.06</b>	<b>3.44</b>	<b>37</b>	<b>1.77</b>	<b>1.15</b>	<b>4.61</b>	<b>11.66</b>

Table 2. Final rankings of tournament lakes in Mississippi based on 2008 reports.

Ranked by "Fishing Quality Indicators" from lakes with 5 or more tournament reports											
Average weight/bass (lbs.)	Average Number Caught per 8-hour day		Average Pounds Caught per 8-hour day		Index of hours to catch a bass > 5 lbs.		Average big bass weight (lbs.)		Average 1 <sup>st</sup> place weight (lbs.)		Overall Rank
Ross Barnett 2.66	Lock B	3.04	Lock B	5.40	Aliceville	1.15	Ross Barnett	6.46	Pickwick	18.40	<b>#1 Pickwick</b>
Pickwick 2.29	Aberdeen	2.56	Pickwick	5.35	Lock B	1.62	Bay Springs	5.88	Ross Barnett	17.93	<b>#2 Bay Springs</b>
Ferguson 2.20	Pickwick	2.44	Ferguson	4.45	Bay Springs	1.72	Aliceville	5.73	Ferguson	15.69	<b>#3 Lock B</b>
Bay Springs 2.02	Bay Springs	2.36	Bay Springs	4.33	Aberdeen	1.82	Lock B	5.53	Bay Springs	15.50	<b>#4 Aliceville</b>
Tunica 1.99	Columbus	2.25	Aberdeen	4.15	Columbus	2.69	Pickwick	5.27	Aliceville	15.03	<b>#5 Ross Barnett</b>
Aliceville 1.89	Pearl River	2.22	Aliceville	3.84	Ross Barnett	2.70	Ferguson	5.20	Aberdeen	14.42	<b>#6 Ferguson</b>
Grenada 1.85	Back Bay	2.12	Pearl River	3.77	Pickwick	3.10	Aberdeen	5.05	Lock B	14.18	<b>#7 Aberdeen</b>
Lock B 1.79	Aliceville	2.05	Columbus	3.59	Ferguson	4.32	Columbus	4.55	Pearl River	12.84	<b>#8 Columbus</b>
Pearl River 1.71	Ferguson	2.04	Ross Barnett	3.22	Back Bay	7.34	Back Bay	4.29	Columbus	11.86	<b>#9 Pearl River</b>
Aberdeen 1.67	Pascagoula	1.54	Back Bay	3.18	Grenada	18.36	Pearl River	4.02	Back Bay	10.89	<b>#10 Back Bay</b>
Columbus 1.63	Ross Barnett	1.19	Pascagoula	2.30	Pearl River	28.43	Grenada	3.73	Grenada	9.64	<b>#10 Grenada</b>
Back Bay 1.53	Grenada	0.96	Grenada	1.72	Pascagoula	30.29	Pascagoula	3.66	Pascagoula	9.37	<b>#12 Pascagoula</b>
Pascagoula 1.45	Tunica	0.56	Tunica	1.09	Tunica	0	Tunica	3.62	Tunica	8.14	<b>#13 Tunica</b>



Table 3. Organizations that submitted reports in the 2008 MWFP Bass Tournament Program.

<b>Club</b>	<b>Number of tournaments</b>	<b>Number of anglers</b>
Four Lakes Bass Club	6	53
American Bass Anglers	6	109
Alabama DNR B.A.I.T.	5	88
C&S Marine Trail	6	313
Fishers of Men	12	656
Fallen Firefighters	1	544
Fishers of Men Legacy	10	336
Media Bass Trail	17	890
Monroe County Bassmasters	9	109
MS Bass Federation	3	151
Mountain Dew Trail	8	610
Ocean Springs Bassmasters	5	42
Oxford Bass Club	5	75
Ragland Hills Bass Club	12	197
Rankin County Bass Club	1	98
S.M.A.B.C.	14	863
Team Trails of MS	104	4,345
TTW Open Amateur Trail	8	400
Tupelo Bass Club	12	208
Walmart BFL	6	623
Woods n Wheels	1	53
Sportsman's Bass Club	1	96

Table 4. Summary of bass weighed-in that were seven pounds or larger from the 2008 MDWFP Bass Tournament Program Report.

<b>Weight (lbs.)</b>	<b>Date</b>	<b>Lake</b>	<b>Tournament/Club</b>
8.96	3/22/2008	Ross Barnett Reservoir	Team Trails of Mississippi
8.70	4/5/2008	Pickwick Lake	Mountain Dew Team Trail
8.34	3/29/2008	Aliceville Lake	Team Trails of Mississippi
8.14	11/22/2008	Turkey Fork	Ragland Hills Club
8.04	5/31/2008	Ross Barnett Reservoir	Team Trails of Mississippi
7.86	3/15/2008	Aberdeen Lake	Team Trails of Mississippi
7.84	6/28/2008	Turkey Fork	Ragland Hills Club
7.76	3/29/2008	Ross Barnett Reservoir	Sportsman Bass Club
7.52	3/16/2008	Ross Barnett Reservoir	C&S Marine Trail
7.46	4/27/2008	Ross Barnett Reservoir	C&S Marine Trail
7.36	3/29/2008	Aliceville Lake	Team Trails of Mississippi
7.34	2/23/2008	Bay Springs Lake	Mountain Dew Team Trail
7.26	3/16/2008	Aliceville Lake	Team Trails of Mississippi
7.26	6/21/2008	Aliceville Lake	Team Trails of Mississippi
7.22	2/2/2008	Ross Barnett Reservoir	Team Trails of Mississippi
7.22	4/13/2008	Ross Barnett Reservoir	Media Bass Trail
7.18	3/9/2008	Ross Barnett Reservoir	Media Bass Trail
7.18	6/15/2008	Ross Barnett Reservoir	C&S Marine Trail
7.10	7/12/2008	Ross Barnett Reservoir	TTW Amateur Trail
7.07	4/5/2008	Ross Barnett Reservoir	Team Trails of Mississippi
7.07	8/9/2008	Ross Barnett Reservoir	Team Trails of Mississippi
7.06	4/12/2008	Pickwick Lake	Walmart BFL
7.04	3/22/2008	Ross Barnett Reservoir	Team Trails of Mississippi
7.02	3/29/2008	Aliceville Lake	Team Trails of Mississippi
7.02	10/18/2008	Wolf Lake	Team Trails of Mississippi
7.01	6/21/2008	Ross Barnett Reservoir	Fishers of Men
7.00	7/27/2008	Ross Barnett Reservoir	Media Bass Trail
7.00	2/23/2008	Bay Springs Lake	Mountain Dew Team Trail

Table 5. The top 10 heaviest limits weighed-in from the 2008 MDWFP Bass Tournament Program Report.

<b>Weight (lbs.)</b>	<b>Date</b>	<b>Lake</b>	<b>Tournament/Club</b>
Aberdeen Lake	3/15/08	Team Trails of MS	29.85
Pickwick Lake	3/22/08	Team Trails of MS	26.25
Lake Washington	4/20/08	Media Bass Trail	25.98
Pickwick Lake	3/15/08	Fishers of Men	25.36
Pickwick Lake	5/24/08	Team Trails of MS	23.24
Pickwick Lake	6/28/08	Mountain Dew Trail	23.16
Ross Barnett Reservoir	3/29/08	Sportsman Bass Club	23.00
Ross Barnett Reservoir	3/22/08	Team Trails of MS	22.79
Pickwick Lake	7/21/08	Team Trails of MS	22.74
Pickwick Lake	4/26/08	Team Trails of MS	22.60