

# MISSISSIPPI BASS TOURNAMENT PROGRAM 2009 ANNUAL REPORT



BUREAU OF FISHERIES



MISSISSIPPI WILDLIFE, FISHERIES AND PARKS

1505 Eastover Drive  
Jackson, MS 39211  
[www.mdwfp.com](http://www.mdwfp.com)



Your purchase of fishing equipment and motor boat fuels supports Sport Fish Restoration and boating access facilities.

The Mississippi Department of Wildlife, Fisheries and Parks (MDWFP) began a program in 1998 for bass tournament anglers to help biologists monitor bass populations. These results continue to be a valuable addition to the data that MDWFP biologists use to manage bass populations. In some waters, it may be the only measure we have of what anglers are catching.

Bass clubs and tournament organizers are encouraged to provide tournament results to MDWFP on the form shown below. The form may be mailed, faxed or emailed to the address below. Forms, reports and data input can be accessed via internet at:

<http://home.mdwfp.com/Fisheries/TournamentReports.aspx>

OR

[http://www.msbase.org/php/report\\_card.php](http://www.msbase.org/php/report_card.php)

### MISSISSIPPI BASS TOURNAMENT REPORT CARD

<b>Lake:</b> _____	<b>Date:</b> _____	<b>Start:</b> _____	<b>Stop:</b> _____
<b>Tournament Type:</b> Individual ( ) Team ( )	<b>Director:</b> _____		
Club or <b>Organization:</b> _____	<b>Phone:</b> _____		
<b>Address:</b> _____	<b>City:</b> _____	<b>State:</b> _____	<b>Zip:</b> _____
<b>Total No. of Anglers or Teams:</b> _____	<b>Limits Caught:</b> _____		
<b>Number of bass weighed-in:</b> _____			
<b>Total Weight (all bass):</b> _____ Lbs.	_____ ozs./tenths		
<b>First Place Weight:</b> _____ Lbs.	_____ ozs./tenths		
<b>Tournament Lunker:</b> _____ Lbs.	_____ ozs./tenths		
<b>No. of Bass over 5 Pounds:</b> _____			

By mail: Mississippi Wildlife, Fisheries & Parks  
C/O Larry Pugh  
1505 Eastover Drive  
Jackson, MS 39215

ph: 601-432-2208  
fax: 601-432-2203  
email: [larry.pugh@mdwfp.state.ms.us](mailto:larry.pugh@mdwfp.state.ms.us)

## *2009 Bass Tournament Summary*

What a year 2009 was for Mississippi's bass tournament anglers! On average, anglers caught more bass, larger bass and weighed-in heavier limits than the previous seven years of reporting. The number of hours required to catch a five-pound bass has continued to improve reaching its lowest level since reporting began. The average weights for lunker and 1<sup>st</sup> place weight were also the highest ever reported. Anglers are raving about the quality of the fishing at Pickwick; Bay Springs continues to produce trophy spotted bass; and Ross Barnett Reservoir is still cranking out more bass over 7 pounds than any other lake in the State. The following summary outlines the most important points from the 2009 Tournament Report:

- 256 reports were submitted from 40 different lakes
- **Pickwick and Bay Springs** tied as the top lakes in overall quality indicator rankings followed by **Ross Barnett, Aliceville** and **Ferguson**
- 37 bass over 7 lbs were weighed-in; the most ever reported

### *Statewide Tournament Statistics*

2.49 - Number of bass caught per angler-day

4.51 - Pounds of bass caught per angler-day

1.86 - Average weight of bass caught

251 - Hours to catch a 5 pound bass

5.23 - Average lunker, or big bass, weight

13.86 - Average 1<sup>st</sup> place weight

323 - Number of bass 5 pounds and larger

## 2009 Bass Tournament Program Results

- A total of 256 tournaments reported 9,543 anglers that weighed-in 21,671 bass (Table 1). Report cards were received for 40 lakes. Four more tournaments were reported in 2009 compared to 2008, and report numbers were higher than 2002 thru 2006 (Figure 1). The most reports came from Ross Barnett Reservoir and Pickwick.

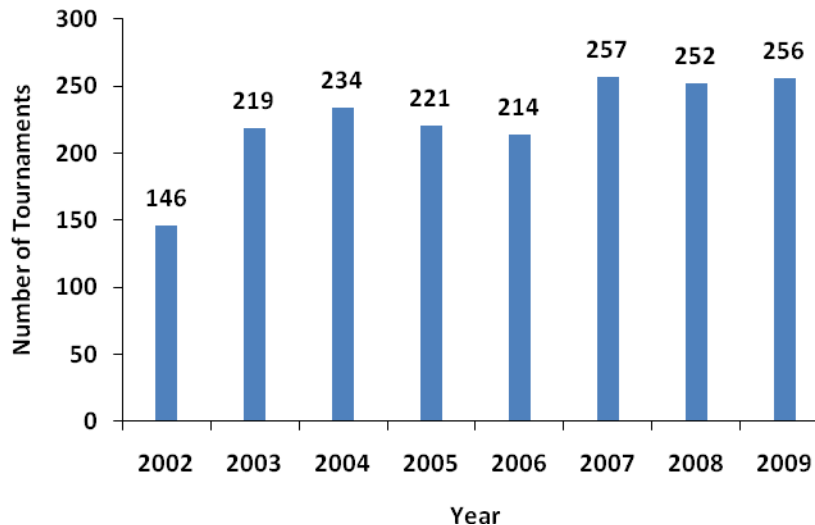


Figure 1. Number of tournament reports submitted, 2002-2009.

- It took an average of 13.86 pounds to win a tournament in 2009 (Table 1). Of lakes with a least five tournaments reported, Pickwick Lake and Ross Barnett Reservoir had the highest average winning weights.
- Average weight of bass ranged from 1.11 pounds on the Escatawpa River to 2.86 pounds at Wolf Lake (Table 1). The statewide average weight of tournament bass was 1.87 pounds. Using average length of tournaments to define an angler day, number of bass caught/angler day and pounds caught/angler day was highest at Lock C on the Tennessee-Tombigbee Waterway (TTW).
- The seasonal distribution of 2009 tournaments is presented in Figure 2. Tournament reports were submitted from all 12 months. Tournaments held from March thru June accounted for 54% of the total.

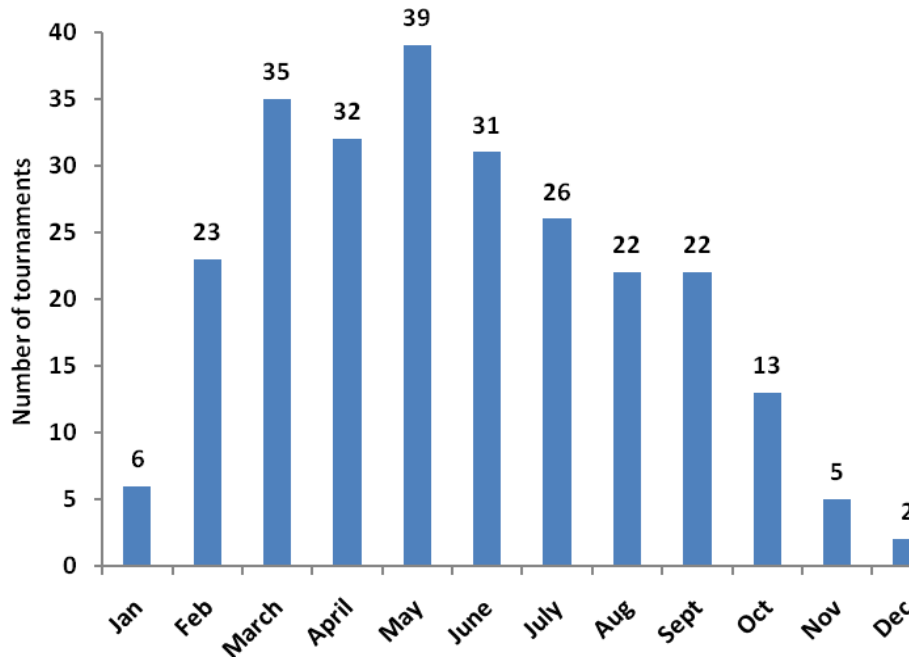


Figure 2. Monthly Distribution of 2009 Tournaments.

- Tournament catch for numbers and pounds per day and average weight was higher than values from 2008 (Figure 3). The hours to catch a bass 5 pounds or larger during the year (251) and was the lowest reported since 2002.
- Lakes with at least five tournaments reported were ranked by averaging six "quality indicators" (Table 2). The top 3 lakes in 2009 were Pickwick, Bay Springs, and Ross Barnett Reservoir, with Aliceville and Ferguson rounding out the Top-5. Bay Springs Lake received high marks for average lunker weight, as well as numbers and pounds caught per day. Pickwick Lake received high marks for average weight of bass weighed-in, pounds caught each day and average 1<sup>st</sup> place weight. Ross Barnett Reservoir scored highest for average lunker weight and hours to catch a bass over 5 pounds. Aliceville was the top scorer for percent of limits weighed-in and Ferguson scored the highest for average weight of bass weighed-in. Pickwick and Bay Springs finished in a tie as the top lakes in 2009. Ross Barnett moved up from 5<sup>th</sup> to 3<sup>rd</sup> place with Aliceville holding the 4<sup>th</sup> spot again. This information is best used to follow trends on a particular lake. Natural fluctuations in bass abundance and size structure are normal, plus environmental conditions and angling pressure vary from year to year.

- The number of bass weighed-in over 5 pounds increased in 2009. On average, it took 251 angler hours, or 30 angler days, to weigh-in a bass over five pounds during 2009 tournaments. The number of bass five pounds or larger weighed-in was 314. This represents 1.3% of the total number of bass weighed-in.
- Two five-bass limits weighing over 30 pounds were caught in 2009 (Table 3). The heaviest limit weighed 31.77 pounds from Pickwick with a 30.34 pound sack brought in at Ross Barnett. The heavy sacks were both weighed-in on the weekend of March 14-15, 2009. Five of the top 10 heaviest sacks in 2009 came from Pickwick Lake, and four were weighed-in at Ross Barnett.

**Table 3. The top 10 heaviest limits weighed-in from the 2009 MDWFP Bass Tournament Program Report.**

Lake	Date	Tournament	1st Place Weight
Pickwick Lake	14-Mar-09	Fishers of Men	31.77
Ross Barnett Reservoir	15-Mar-09	Team Trails of MS	30.34
Pickwick Lake	14-Mar-09	Team Trails of MS	29.78
Ross Barnett Reservoir	4-Apr-09	Team Trails of MS	29.35
Bay Springs Lake	20-Jun-09	Mountain Dew Trail	27.62
Ross Barnett Reservoir	21-Mar-09	Media Bass Trail	26.20
Ross Barnett Reservoir	5-Apr-09	Sliders Baseball Tourney	25.64
Pickwick Lake	21-Feb-09	Team Trails of MS	25.60
Pickwick Lake	7-Mar-09	FLW - BFL	24.94
Pickwick Lake	11-Jul-09	Team Trails of MS	24.64

- Of these, 37 bass were at least seven pounds (Table 4). Eighty percent of the big bass came from either Ross Barnett (19) or Pickwick (10). The largest bass was caught at Bay Springs Lake and weighed 11.48 pounds.
- Twenty-nine clubs or tournament organizations submitted 256 tournament reports; 26 clubs or organizers submitted more than one report card (Table 5). Eighteen clubs (64%) submitted five or more reports and six clubs submitted 10 or more. Team Trails of Mississippi accounted for 29% of the total number of tournaments. The average number of reports received per club or organization was nine.

**Table 4. Summary of bass weighed-in that were seven pounds or larger from the 2009 MDWFP Bass Tournament Program Report.**

<b>LUNKER</b>	<b>DATE</b>	<b>LAKE</b>	<b>TOURNAMENT</b>
11.48	20-Jun-09	Bay Springs Lake	Mountain Dew Bass Trail
10.33	28-Feb-09	Lock D TTW	Lee County Bass Club
9.52	21-Mar-09	Pickwick Lake	Mountain Dew Bass Trail
9.20	09-May-09	Ross Barnett Reservoir	Media Bass Trail
8.96	14-Feb-09	Ross Barnett Reservoir	Media Bass Trail
8.49	04-Apr-09	Ross Barnett Reservoir	Team Trails of MS
8.40	07-Feb-09	Ross Barnett Reservoir	Team Trails of MS
8.33	21-Mar-09	Ross Barnett Reservoir	Media Bass Trail
8.30	14-Mar-09	Pickwick Lake	Fishers of Men
8.22	21-Mar-09	Pickwick Lake	Mountain Dew Bass Trail
8.19	14-Mar-09	Calling Panther Lake	Believer's Bassmen
8.09	14-Mar-09	Ross Barnett Reservoir	Team Trails of MS
7.93	14-Mar-09	Ross Barnett Reservoir	Team Trails of MS
7.88	21-Mar-09	Ross Barnett Reservoir	Media Bass Trail
7.85	14-Mar-09	Ross Barnett Reservoir	Team Trails of MS
7.84	21-Mar-09	Pickwick Lake	Mountain Dew Bass Trail
7.69	11-Apr-09	Bay Springs Lake	TTW Amateur Bass Trail
7.66	07-Feb-09	Ross Barnett Reservoir	Team Trails of MS
7.66	21-Mar-09	Pickwick Lake	Mountain Dew Bass Trail
7.64	07-Feb-09	Ross Barnett Reservoir	Team Trails of MS
7.63	07-Mar-09	Ross Barnett Reservoir	FLW - BFL
7.60	18-Apr-09	Ross Barnett Reservoir	Rankin County Bass Club
7.56	07-Mar-09	Pickwick Lake	FLW - BFL
7.49	27-Jun-09	Pickwick Lake	TTW Amateur Bass Trail
7.47	05-Apr-09	Ross Barnett Reservoir	Slider's Baseball Tourney
7.44	09-May-09	Columbus Lake	MS Bass Federation
7.44	13-Jun-09	Ross Barnett Reservoir	Team Trails of MS
7.38	05-Nov-09	Pickwick Lake	FLW - Stren
7.32	07-Mar-09	Lake Washington	Team Trails of MS
7.30	30-May-09	Ross Barnett Reservoir	Team Trails of MS
7.16	14-Mar-09	Pickwick Lake	Fishers of Men
7.13	09-May-09	Ross Barnett Reservoir	Media Bass Trail
7.13	15-Aug-09	Aliceville Lake	AL DNR B.A.I.T.
7.09	04-Apr-09	Ross Barnett Reservoir	Team Trails of MS
7.09	12-Jul-09	Ross Barnett Reservoir	Media Bass Trail
7.08	18-Apr-09	Lake Washington	Media Bass Trail

**Table 5. Organizations that submitted reports in the 2009 MDWFP Bass Tournament Program.**

<u>Club</u>	<u>Number of tournaments</u>	<u>Number of anglers</u>
AL DNR B.A.I.T.	8	182
American Bass Anglers	7	147
Attala County Bass Club	5	107
Believers Bassmen	8	186
FLW-BFL	8	874
East MS Sportsmen	1	104
Fishers of Men	11	587
Four Lakes Bass Club	8	103
Howard Industries	1	66
King of the River	4	300
Leake County Bass Club	3	59
Lee County Bass Club	10	228
Media Bass Trail	24	1,193
Meridian Bass Club	4	54
Monroe County Bassmasters	10	107
MS Bass Federation	2	182
Mountain Dew Bass Trail	7	415
Ocean Springs Bass Club	5	43
Oxford Bass Club	6	158
Ragland Hills	11	193
Rankin County Bass Club	2	32
Sliders Baseball Tourn	1	29
S.M.A.B.C.	8	243
S.S.M.A./Budweiser	2	250
Starkville Bass Club	8	107
FLW-Stren	3	386
Team Trails of Mississippi	72	2,569

- Team tournaments were more popular than individual tournaments in 2009, but the number of team tournament reports was lower than in 2008. Sixty-two percent of the reports submitted were team tournaments that averaged 22 teams per tournament. Individual tournaments (e.g., club tournaments) accounted for 38% of the reports and averaged 30 participants per event.
- Limits of bass were weighed-in by 48% of all anglers or teams, a significant increase compared to the number of limits reported in 2008.



- Tournament bag limits varied from 4 to 5 bass and were more restrictive than state regulations. Most tournaments had a 12-inch minimum length limit. Success of this program depends on more participation from clubs and tournament organizers with MDWFP. We thank all those who voluntarily submitted report cards. Higher numbers of reports allow better estimates of fishing conditions, and not just a good or bad day's fishing by one or two clubs. Results can be used by tournament directors, anglers and biologists to better manage and enjoy our fishery resources.

Angler involvement has been and remains the key to protecting and managing Mississippi's fishery resources.

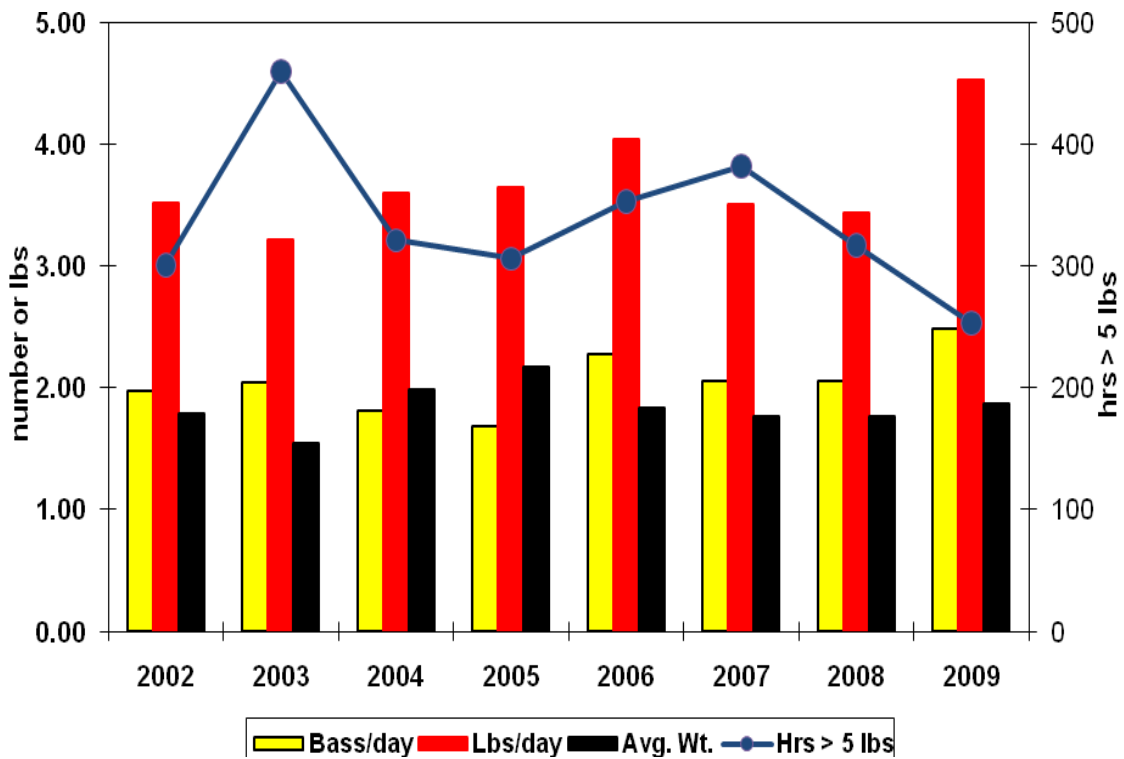


Figure 3. Fishing Success for Reported Tournaments (2002-2009).

Table 1. Summary of bass tournament results from the 2009 MDWFP Bass Tournament Program.

<b>Waterbody</b>	<b>Report Cards</b>	<b>Entries</b>	<b>Bass Caught</b>	<b>Bass Per Day</b>	<b>Pounds Per Day</b>	<b>Percent Success</b>	<b>Average Weight</b>	<b>No. &gt;5 lbs.</b>	<b>Big Bass</b>	<b>Average 1<sup>st</sup> Place</b>
Aberdeen	14	220	532	2.56	4.74	52	1.86	5	4.82	13.96
Aliceville	10	237	575	2.64	5.00	65	1.92	3	5.36	13.96
Back Bay	4	126	320	2.57	3.64	39	1.42	1	4.64	10.77
Bay Springs	12	316	675	2.93	5.91	61	2.10	17	6.28	15.85
Archusa	1	12	41	3.42	4.46	50	1.30	0	4.32	10.36
Bee	1	22	72	3.27	4.87	45	1.49	0	4.70	12.19
Calling Panther	1	21	46	2.19	3.88	10	1.77	1	8.19	11.19
Chotard	1	23	117	5.09	7.30	78	1.43	1	6.80	15.19
Columbus	14	539	1,347	2.20	3.88	40	1.81	10	5.89	13.45
Enid	6	199	340	1.68	3.11	46	1.83	8	5.96	13.67
Escatawpa	1	9	16	1.78	1.97	11	1.11	0	2.35	6.03
Ferguson	8	489	926	1.97	4.76	44	2.60	16	6.05	18.79
Flint Creek	5	111	226	2.04	2.91	46	1.47	3	4.32	11.73
Grenada	3	80	133	1.81	2.97	61	1.70	0	4.10	12.00
Jordan	1	25	48	1.92	2.99	12	1.56	0	4.30	11.91
Kemper	3	100	198	2.61	3.50	34	1.31	0	2.93	7.67
Lake Lincoln	1	13	21	1.62	3.39	8	2.10	1	6.66	14.62
Lakeview	1	45	83	1.84	3.99	52	2.17	3	6.16	18.92
Little Black	3	61	98	1.68	2.39	30	1.48	1	3.79	8.79
Little Eagle	1	27	91	3.37	8.20	56	2.43	3	5.90	20.10
Lock A	3	35	112	3.25	4.40	39	1.32	1	3.43	9.18
Lock B	7	102	288	2.85	4.77	55	1.69	3	4.35	11.98
Lock C	2	20	93	4.68	9.47	86	2.02	2	5.17	14.15
Lock D	3	35	140	4.00	6.80	66	1.70	2	5.83	13.33
Log Loader	1	41	84	2.05	5.32	76	2.60	2	5.96	19.05
Maynor Creek	3	53	136	2.48	3.55	42	1.41	1	4.85	10.81
Moon	3	123	202	1.42	3.11	52	2.21	2	5.61	12.58
Okatibbee	2	121	217	2.22	4.18	36	1.88	5	5.59	16.12
Okhissa	1	20	56	2.80	6.61	25	2.36	0	4.80	19.19
Pascagoula	13	766	1,467	2.13	3.25	51	1.54	6	4.63	12.85
Pearl	13	517	1,200	2.71	4.11	62	1.56	3	4.04	12.22
Pickwick	57	2,613	6,588	2.77	6.29	71	2.37	85	5.65	19.23
Ross Barnett	40	1,785	3,981	2.29	5.10	56	2.29	103	6.18	17.79
Sardis	4	112	170	1.53	2.49	42	1.73	10	4.61	11.03
Tunica	2	113	219	2.04	3.92	64	1.94	6	6.89	15.49
TTW	2	48	106	2.25	4.59	82	2.06	5	7.74	18.27
Turkey Fork	2	42	160	3.73	5.62	52	1.53	0	3.32	10.19
Upper Pearl	1	21	41	1.95	3.62	19	1.85	0	4.12	12.29
Washington	2	126	195	1.69	4.61	37	2.71	7	7.20	19.45
Wolf	4	175	311	1.72	4.91	71	2.86	7	5.91	18.03
<b>Totals</b>	<b>256</b>	<b>9,543</b>	<b>21,671</b>					<b>323</b>		
<b>Average</b>				<b>2.49</b>	<b>4.51</b>	<b>48</b>	<b>1.86</b>	<b>1.26</b>	<b>5.23</b>	<b>13.86</b>

Table 2. Final rankings of tournament lakes in Mississippi based on 2009 reports.

Ranked by "Fishing Quality Indicators" from lakes with 5 or more tournament reports									
Average weight/bass (lbs.)	Average Number Caught per 8-hour day	Average Pounds Caught per 8-hour day	Index of hours to catch a bass > 5 lbs.	Average big bass weight (lbs.)	Average 1 <sup>st</sup> place weight (lbs.)	Overall Rank			
Ferguson 2.60	Bay Springs 2.93	Pickwick 6.29	Lock B 0.62	Bay Springs 6.28	Pickwick 19.23	<b>#1 Pickwick</b>			
Pickwick 2.39	Lock B 2.85	Bay Springs 5.91	Enid 1.35	Ross Barnett 6.18	Ferguson 18.79	<b>#1 Bay Springs</b>			
Ross Barnett 2.29	Pickwick 2.77	Ross Barnett 5.10	Ross Barnett 1.47	Ferguson 6.05	Ross Barnett 17.79	<b>#3 Ross Barnett</b>			
Bay Springs 2.10	Pearl 2.71	Aliceville 5.00	Bay Springs 1.58	Enid 5.96	Bay Springs 15.85	<b>#4 Aliceville</b>			
Aliceville 1.92	Aliceville 2.64	Lock B 4.77	Aberdeen 2.06	Columbus 5.89	Aberdeen 13.96	<b>#5 Ferguson</b>			
Aberdeen 1.86	Aberdeen 2.56	Ferguson 4.76	Aliceville 3.15	Pickwick 5.65	Aliceville 13.96	<b>#6 Aberdeen</b>			
Enid 1.83	Ross Barnett 2.29	Aberdeen 4.74	Pickwick 2.28	Aliceville 5.36	Enid 13.67	<b>#6 Lock B TTW</b>			
Columbus 1.81	Columbus 2.20	Pearl 4.11	Ferguson 2.60	Aberdeen 4.82	Columbus 13.45	<b>#8 Enid</b>			
Lock B 1.69	Pascagoula 2.13	Columbus 3.88	Flint Creek 3.15	Pascagoula 4.63	Pascagoula 12.85	<b>#9 Pearl</b>			
Pearl 1.56	Flint Creek 2.04	Pascagoula 3.25	Columbus 3.67	Lock B 4.35	Pearl 12.22	<b>#10 Columbus</b>			
Pascagoula 1.54	Ferguson 1.97	Enid 3.11	Pascagoula 10.85	Flint Creek 4.32	Lock B 11.98	<b>#11 Pascagoula</b>			
Flint Creek 1.47	Enid 1.68	Flint Creek 2.91	Pearl 14.65	Pearl 4.04	Flint Creek 11.73	<b>#12 Flint Creek</b>			

